

Exhibit 1


Exhibit 1



649 North Fourth Avenue, First Floor
 Phoenix, Arizona 85003
 (602) 382-4078
 Kory Langhofer, Ariz. Bar No. 024722
kory@statecraftlaw.com
 Thomas Basile, Ariz. Bar. No. 031150
tom@statecraftlaw.com

Timothy A La Sota, Ariz. Bar No. 020539
TIMOTHY A. LA SOTA, PLC
 2198 East Camelback Road, Suite 305
 Phoenix, Arizona 85016
 (602) 515-2649
tim@timlasota.com
Attorneys for Plaintiffs/Contestants

COPY
 NOV 22 2022
 CLERK OF THE SUPERIOR COURT
 S. MYERS
 DEPUTY CLERK



IN THE SUPERIOR COURT FOR THE STATE OF ARIZONA
IN AND FOR THE COUNTY OF MARICOPA

ABRAHAM HAMADEH, an individual; and
 REPUBLICAN NATIONAL COMMITTEE,
 a federal political party committee,

Plaintiffs/Contestants,

v.

KRIS MAYES,

Defendant/Contestee,

and

KATIE HOBBS, in her official capacity as the
 Secretary of State; LARRY NOBLE, in his
 official capacity as the Apache County
 Recorder; APACHE COUNTY BOARD OF
 SUPERVISORS, in their official capacity;
 DAVID W. STEVENS, in his official capacity
 as Cochise County Recorder; COCHISE
 COUNTY BOARD OF SUPERVISORS, in
 their official capacity; PATTY HANSEN, in
 her official capacity as the Coconino County

No. CV 2022-015455

**STATEMENT OF ELECTION
 CONTEST**

*(Expedited Election Proceeding
 Pursuant to A.R.S. §§ 16-672, et seq.)*

1 Recorder; COCONINO COUNTY BOARD
2 OF SUPERVISORS, in their official capacity;
3 SADIE JO BINGHAM, in her official
4 capacity as Gila County Recorder; GILA
5 COUNTY BOARD OF SUPERVISORS, in
6 their official capacity; WENDY JOHN, in her
7 official capacity as Graham County Recorder;
8 GRAHAM COUNTY BOARD OF
9 SUPERVISORS, in their official capacity;
10 SHARIE MILHEIRO, in her official capacity
11 as Greenlee County Recorder; GREENLEE
12 COUNTY BOARD OF SUPERVISORS, in
13 their official capacity; RICHARD GARCIA,
14 in his capacity as the La Paz County Recorder;
15 LA PAZ COUNTY BOARD OF
16 SUPERVISORS, in their official capacity;
17 STEPHEN RICHER, in his official capacity as
18 the Maricopa County Recorder; MARICOPA
19 COUNTY BOARD OF SUPERVISORS, in
20 their official capacity; KRISTI BLAIR, in her
21 official capacity as the Mohave County
22 Recorder; MOHAVE COUNTY BOARD OF
23 SUPERVISORS, in their official capacity;
24 MICHAEL SAMPLE, in his official capacity
25 as Navajo County Recorder; NAVAJO
26 COUNTY BOARD OF SUPERVISORS, in
27 their official capacity; GABRIELLA
28 CAZARES-KELLY, in her official capacity
as the Pima County Recorder; PIMA
COUNTY BOARD OF SUPERVISORS, in
their official capacity; DANA LEWIS, in her
official capacity as the Pinal County Recorder;
PINAL COUNTY BOARD OF
SUPERVISORS, in their official capacity;
SUZANNE SAINZ, in her official capacity as
the Santa Cruz County Recorder; SANTA
CRUZ COUNTY BOARD OF
SUPERVISORS, in their official capacity;
MICHELLE M. BURCHILL, in her official
capacity as the Yavapai County Recorder;
YAVAPAI COUNTY BOARD OF
SUPERVISORS, in their official capacity;
RICHARD COLWELL, in his official
capacity as the Yuma County Recorder; and

1 YUMA COUNTY BOARD OF
2 SUPERVISORS, in their official capacity,
3
4 Defendants.

5 Plaintiffs hereby state and allege as follows:

6 **SUMMARY OF THE CASE**

7 1. The Plaintiffs are not, by this lawsuit, alleging any fraud, manipulation or
8 other intentional wrongdoing that would impugn the outcomes of the November 8, 2022
9 general election.

10 2. The election was, however, afflicted with certain errors and inaccuracies in
11 the management of some polling place operations, and in the processing and tabulation of
12 some ballots. The cumulative effect of these mistakes is material to the race for Arizona
13 Attorney General, where the candidates are separated by just 510 votes out of more than 2.5
14 million ballots cast—a margin of two one-hundredths of one percent (0.02%).

15 3. When, as here, an accretion of erroneous ballot processing or tallying
16 determinations is potentially dispositive of an election for public office, Arizona law
17 permits any elector to initiate a contest proceeding to ensure that inaccuracies or illegalities
18 in the canvassed returns are judicially remedied, and the declared result conforms to the will
19 of the electorate. *See* A.R.S. §§ 16-672, *et seq.*

20 4. The Recorders and Boards of Supervisors of the fifteen counties (collectively,
21 the “County Defendants”) have, in at least five respects, caused the unlawful denial of the
22 franchise to certain qualified electors, erroneously tallied certain ballots, and included for
23 tabulation in the canvass certain illegal votes in connection with the election for the office
24 of Arizona Attorney General. Specifically:

25 a. The Maricopa County Defendants have improperly disqualified
26 provisional ballots and early ballots submitted by individuals who, as a
27 direct and proximate result of poll worker error, were incorrectly
28

- 1 designated in electronic pollbooks as having previously voted in the same
2 election;
- 3 b. Upon information and belief, the Maricopa County Defendants have
4 improperly and unconstitutionally deprived individuals whose eligibility
5 could not be confirmed of an opportunity to cast a provisional ballot;
- 6 c. Upon information and belief, the County Defendants have erroneously
7 transposed and improperly tabulated voters' indicated candidate
8 selections when duplicating certain ballots that could not be
9 electronically tabulated; and
- 10 d. Upon information and belief, the County Defendants have erroneously
11 determined and improperly tabulated voters' indicated candidate
12 selections when adjudicating certain ballots that could not be
13 electronically tabulated.
- 14 e. Upon information and belief, the County Defendants improperly
15 accepted for processing and tabulation certain early ballots that were
16 accompanied by affidavits presenting a signature that did not match the
17 signature on file in the putative voter's "registration record." A.R.S. §
18 16-550(A).

19 5. Immediate judicial intervention is necessary to secure the accuracy of the
20 results of the November 8, 2022 general election, and to ensure that candidate who received
21 the highest number of lawful votes is declared the next Arizona Attorney General.

22 **JURISDICTION**

23 6. This Court has jurisdiction over this action pursuant to Article 6, § 14 of the
24 Arizona Constitution, A.R.S. § 16-672(A)-(B), and Arizona Rule of Special Action
25 Procedure 3.

26 7. Venue lies in Maricopa County pursuant to A.R.S. § 16-672(B).

27 **PARTIES**

28 8. Plaintiff/Contestant Abraham Hamadeh is a qualified elector of the State of

1 Arizona and of Maricopa County, and resides in Scottsdale, Maricopa County, Arizona.¹
 2 Mr. Hamadeh is the Republican Party’s nominee for the office of Arizona Attorney General
 3 in the November 8, 2022 general election.

4 9. Plaintiff Republican National Committee is a national political party
 5 committee that is responsible for the strategic and day-to-day operation of the Republican
 6 Party at the national level and for promoting the election of Republican candidates for office
 7 in Arizona and across the United States.

8 10. Defendant/Contestee Kris Mayes is the Democratic Party’s nominee for the
 9 office of Arizona Attorney General in the November 8, 2022 general election.

10 11. Defendant Katie Hobbs is the Secretary of State of Arizona, and is named in
 11 this action in her official capacity only. The Secretary of State is the public officer charged
 12 by law with conducting the canvass of the returns for statewide offices and with declaring
 13 the persons elected to such offices. *See* A.R.S. §§ 16-648, 16-650.

14 12. The county recorders in each of Apache County, Cochise County, Coconino
 15 County, Gila County, Graham County, Greenlee County, La Paz County, Maricopa County,
 16 Mohave County, Navajo County, Pima County, Pinal County, Santa Cruz County, Yavapai
 17 County, and Yuma County are named in this action in their respective official capacities
 18 only. The County Recorder is the principal elections officer of his or her county and is
 19 responsible for overseeing and directing numerous components of election administration
 20 within the jurisdiction, to include the processing, verification and tabulation of early ballots,
 21 and the appointment and oversight of Ballot Duplication Boards and Electronic
 22 Adjudication Boards. *See* A.R.S. §§ 16-541, -542, -543, -544, -550, -602, -621.

23 13. The boards of supervisors in each of Apache County, Cochise County,
 24 Coconino County, Gila County, Graham County, Greenlee County, La Paz County,
 25 Maricopa County, Mohave County, Navajo County, Pima County, Pinal County, Santa
 26 Cruz County, Yavapai County, and Yuma County are named in this action in their

27 _____
 28 ¹ Mr. Hamadeh’s full residential address location is protected from disclosure pursuant to
 A.R.S. § 16-153.

1 respective official capacities only. Each Board of Supervisors is charged by law with
2 conducting elections within its jurisdictional boundaries, to include appointing polling
3 location election boards, overseeing the operations of polling locations on Election Day,
4 and canvassing the returns of elections in the county. *See* A.R.S. §§ 11-251(3), 16-446, -
5 447(A), -511, -531, -642, -645, -646.

6 14. Upon information and belief, the fifteen Boards of Supervisors will, on or
7 before November 28, 2022, canvass the returns of the November 8, 2022 general election
8 in their respective counties, and deliver the canvass results to the Secretary of State.

9 15. Upon information and belief, the Secretary of State will, on or before
10 December 5, 2022, canvass the returns of the November 8, 2022 general election and
11 declare the Contestee elected to the office of Arizona Attorney General.

12 16. For the reasons set forth herein, the canvass upon which such declaration will
13 be premised is afflicted by election board misconduct, the tallying of unlawful ballots, and
14 the erroneous counting of votes, within the meaning of A.R.S. § 16-672(A)(1), (A)(4), and
15 (A)(5). Upon information and belief, a complete and correct tabulation of all lawful ballots
16 will establish that Contestant Hamadeh received the highest number of votes for the office
17 of Arizona Attorney General in the November 8, 2022 general election.

18 **GENERAL ALLEGATIONS**

19 **Erroneous Vote Counts Due to Pervasive Poll Worker Error in Maricopa County**

20 17. Broadly speaking, the voting process in Arizona is bifurcated; qualified
21 electors may cast either an “early ballot” or an Election Day ballot.

22 18. A qualified elector may cast an “early ballot” at any time during the 27 days
23 preceding the election. Early ballots may be obtained and returned via mail. Alternatively,
24 early ballots may be cast in-person at designated early voting locations, dropped off at
25 official drop box locations during the early voting period, or dropped off at polling locations
26 on Election Day. In-person early voting concludes on the Friday preceding the election,
27 although voters confronting unforeseen exigencies that would prevent them from voting in-
28

1 person on Election Day may cast a ballot at an “emergency” early voting location during
2 the ensuing three-day period. *See* A.R.S. § 16-542.

3 19. As an alternative to early voting, voters may obtain and cast a ballot in-person
4 at a polling location on Election Day.

5 20. Every polling location is staffed by an election board consisting of an
6 inspector, marshal, and two judges. The inspector is the chairman of the election board.
7 *See* A.R.S. §§ 16-531, -534(A).

8 21. Maricopa County utilized a “voting center” model in the November 8, 2022
9 general election. Under this framework, a qualified elector of Maricopa County may appear
10 at any designated voting center site within the county, regardless of whether the voting
11 center is located within the precinct in which the voter resides. Once the voter’s identity is
12 verified and s/he “checks in” by signing the electronic pollbook (e-pollbook), the poll
13 workers print a customized ballot that includes all candidate races and ballot propositions
14 for which the elector is eligible to vote. E-pollbooks reflect in real-time an elector’s status
15 as having voted or not voted, and are electronically synchronized across all polling locations
16 countywide.

17 22. After marking their ballots at the voting center, voters feed them into the
18 tabulation machine, which instantaneously processes and tabulates all properly indicated
19 selections on the ballot.

20 23. Shortly after voting hours commenced at 6:00 a.m. on Election Day, the ballot
21 tabulation devices stationed at approximately 70 voting centers in Maricopa County (*i.e.*,
22 roughly one third of all voting centers in Maricopa County) began to malfunction.
23 Specifically, the tabulators regularly rejected or otherwise failed to process ballots that, on
24 their face, had been properly and sufficiently completed.

25 24. These extensive and significant disruptions to Election Day operations in
26 Maricopa County have been widely reported by national and local news media outlets. *See*,
27 *e.g.*, Caitlin McFall, “Maricopa County, Arizona, Officials Say 20% of Voting Locations
28 Experiencing ‘Hiccups’ with Tabulators,” FOX NEWS, Nov. 8, 2022, *available at*

1 [https://www.foxnews.com/politics/maricopa-county-arizona-officials-say-20-voting-](https://www.foxnews.com/politics/maricopa-county-arizona-officials-say-20-voting-locations-experiencing-hiccups-tabulators)
 2 [locations-experiencing-hiccups-tabulators](https://www.foxnews.com/politics/maricopa-county-arizona-officials-say-20-voting-locations-experiencing-hiccups-tabulators); Sasha Hupka, “Early Glitches with Maricopa
 3 County Election Machines Frustrate Voters,” ARIZ. REPUBLIC, Nov. 9, 2022, *available at*
 4 [https://www.azcentral.com/story/news/politics/elections/2022/11/08/arizona-election-](https://www.azcentral.com/story/news/politics/elections/2022/11/08/arizona-election-problems-maricopa-county-tabulator-issues/8302133001/)
 5 [problems-maricopa-county-tabulator-issues/8302133001/](https://www.azcentral.com/story/news/politics/elections/2022/11/08/arizona-election-problems-maricopa-county-tabulator-issues/8302133001/); Tweet of Brahm Resnick, Nov.
 6 8, 2022 at 1:37 p.m., *available at*
 7 <https://twitter.com/brahmresnik/status/1590081166295859200> (reporting that “about 60
 8 voting centers were hit with tabulator problems”).

9 25. Voters whose ballots could not be read by a malfunctioning tabulator were
 10 confronted with five possible options.

- 11 a. First, the voter could choose simply to wait until the tabulator was
 12 restored to working order—an uncertain contingency that could take
 13 hours.
- 14 b. Second, the voter could deposit the voted ballot into a separate receptacle
 15 (known as “Door 3”) for later tabulation at the Central Counting Center,
 16 although the voters selecting this option would be unable to visually and
 17 personally confirm the tabulation of their ballots.
- 18 c. Third, the voter could request to utilize an accessible voting device
 19 (which is designed primarily for persons with disabilities), upon which
 20 they could complete and cast a ballot electronically. *See* A.R.S. § 16-
 21 447. Upon information and belief, however, most or all voting centers in
 22 Maricopa County maintained only one accessible voting device on site
 23 and many locations lacked supplies necessary for the proper operation of
 24 such devices. Maricopa County did not instruct voters of this option.
- 25 d. Fourth, the voter could spoil his or her initial ballot, “check out” of the
 26 voting center, and present at another voting center, where s/he could
 27 check-in and vote a full regular ballot.

1 e. Fifth, if the voter had previously obtained an early ballot, he or she could
2 “check out” of the voting center, vote that early ballot, execute the
3 accompanying early ballot affidavit, and deposit it at the voting center for
4 later processing and tabulation at the Central Counting Center. See
5 A.R.S. §§ 16-547, -548.

6 26. Importantly, however, the fourth and fifth options required poll workers at the
7 initial polling location to “check out” the voter—*i.e.*, indicate in the e-pollbook that the
8 voter left the polling location without casting a ballot. If the voter is not checked out, he or
9 she is recorded in the e-pollbook as having already voted. Consequently, if the voter
10 subsequently presents at a different polling location, she or he will be permitted to cast only
11 a provisional ballot, which Maricopa County will **not** tabulate. See A.R.S. § 16-584(D).
12 Similarly, if the voter is not “checked out” and then deposits a completed early ballot, that
13 early ballot will be voided.

14 27. Poll workers at some polling locations were unaware of the process for
15 checking a voter out of the polling location. Upon information and belief, Maricopa County
16 poll workers received no training (or, alternatively, inadequate training) on the process for
17 checking voters out of a polling place.

18 28. Across Maricopa County, numerous qualified electors “checked in” at a
19 voting center but did not either “check out” or cast a ballot.

20 29. Upon information and belief, poll workers failed to properly “check out”
21 numerous Maricopa County voters who chose to spoil their ballots and vote by alternative
22 means. This pervasive and systematic error directly and proximately resulted in three
23 recurring scenarios in which qualified electors were unlawfully and unconstitutionally
24 disenfranchised.

25 a. Upon information and belief, at least 146 voters who were not properly
26 “checked out” at their initial polling location and who later presented at
27 a different polling location were required to vote using provisional
28

1 ballots, which will not be counted because the elector was erroneously
2 recorded in the e-pollbook as having already voted.

3 b. Upon information and belief, at least 273 voters who were not properly
4 “checked out” at their initial polling location and who later deposited a
5 completed early ballot at the same or a different voting center had their
6 early ballots voided and not tabulated because the elector was
7 erroneously recorded in the e-pollbook as having already voted.

8 c. Upon information and belief, a material number of voters who were not
9 properly “checked out” at their initial polling location and who later
10 presented at a different polling location were denied an opportunity to
11 cast a provisional ballot at all, in violation of Arizona law. A.R.S. § 16-
12 584.

13 30. At 8:01 a.m. on Election Day, as the disorder in Maricopa County voting
14 centers was escalating quickly, Bill Gates, the Chairman of the Maricopa County Board of
15 Supervisors, tweeted the following statement:

16 If you’re at a polling place experiencing an issue with a
17 tabulator, you have three options & your vote will be counted
18 in each. 1) stay where you are and wait for tabulator to come
19 online 2) drop your ballot in the secure slot (door 3) on tabulator
20 3) go to a nearby voting center.

21 *See Exhibit A.*

22 31. Chairman Gates’s tweet was incomplete because it omitted two of the
23 solutions available to affected voters (namely, using the accessible voting device, and
24 dropping off a mail-in ballot). It was materially misleading because it stated that the voters
25 could simply “go to a nearby voting center” without specifying that voters must check out
26 of a polling location before traveling to a second location. And it was objectively false in
27 assuring voters that their “vote will be counted in each” contingency when, as described
28 above, Chairman Gates’s instructions foreseeably resulted in the disenfranchisement of a
significant number of qualified electors who followed his instructions.

1 32. The Republican National Committee and several candidates for statewide
2 office initiated emergency proceedings to extend polling hours to mitigate the effects of the
3 confusion and delays engendered by the compounded effects of tabulator malfunctions and
4 poll worker error. This Court denied the requested relief. *See Republican National*
5 *Committee v. Richer*, Maricopa County Civil Action No. CV2022-014827.

6 33. By inducing voters to leave polling locations and then denying—through a
7 consistent and erroneous practice of failing to properly implement “check-out”
8 procedures—these qualified electors their right to duly cast a ballot for tabulation, the
9 Maricopa County Defendants engaged (through their election boards) in cognizable
10 “misconduct,” and wrongfully excluded valid and legally sufficient votes from the canvass
11 in the race for Arizona Attorney General. *See* A.R.S. § 16-672(A)(1), (A)(5).

12 **Ballot Duplication Errors**

13 34. Occasionally, voted ballots are received in a damaged or defective form—for
14 example, tears, wrinkles or perforations in the ballot paper, or stains from spilled beverages
15 or other foreign substances—that renders them unreadable by electronic tabulation devices.

16 35. To process such ballots, the County Recorder must establish a Ballot
17 Duplication Board that consists of at least two individuals who are not members of the same
18 political party. The Ballot Duplication Board must transpose the voter’s indicated electoral
19 selections from the damaged or defective ballot onto a new duplicate ballot. Both the
20 original and duplicate ballots are assigned a shared unique serial number; the duplicate
21 ballot is labeled as such and then fed to the tabulator for electronic tabulation. *See* A.R.S.
22 § 16-621(A); Ariz. Sec’y of State, 2019 ELECTIONS PROCEDURES MANUAL (rev. Dec. 2019)
23 [“EPM”] at p. 201.

24 36. In the 2020 general election for presidential electors, Ballot Duplication
25 Boards in Maricopa County erroneously transposed at least 0.37% of ballots designated for
26 duplication.

27 37. Upon information and belief, a substantially similar or greater proportion of
28 ballots designated for duplication in the November 8, 2022 general election have been

1 erroneously transposed, thereby resulting in the unlawful mistabulation of a ballot lawfully
2 cast by a qualified elector.

3 **Electronic Adjudication Errors**

4 38. Voters sometime mark their ballots in a manner that precludes an accurate
5 electronic tabulation. Two frequent causes of impeded electronic tabulation are (a) apparent
6 “over-votes,” in which the tabulator detects that a voter may have marked more than the
7 permissible number of selections for a given office or ballot measure, and (b) ballots that
8 the tabulator has identified as either blank or containing unclear markings. When one or
9 both of these circumstances is present, the ballot is referred for electronic adjudication.

10 39. Electronic adjudications are carried out on a secure computer application and
11 are conducted by an Electronic Adjudication Board that is appointed by the County
12 Recorder and consists of one inspector and two judges who are members of different
13 political parties. *See* A.R.S. § 16-621(B)(2).

14 40. The Electronic Adjudication Board examines a digital image of the ballot and
15 assesses voter selections that the tabulator was unable to definitively ascertain. If the voter’s
16 intent is “clear,” the Electronic Adjudication Board ensures that the voter’s intended
17 selections are properly indicated and tabulated. If the voter’s intent cannot be sufficiently
18 verified, the ambiguous selections are not tabulated. *See id.*; Ariz. Sec’y of State,
19 ELECTRONIC ADJUDICATION ADDENDUM TO THE 2019 ELECTIONS PROCEDURES MANUAL
20 (Feb. 2020) at pp. 2–3, available at
21 [https://azsos.gov/sites/default/files/Electronic_Adjudication_Addendum_to_the_2019_Ele](https://azsos.gov/sites/default/files/Electronic_Adjudication_Addendum_to_the_2019_Elections_Procedures_Manual.pdf)
22 [ctions_Procedures_Manual.pdf](https://azsos.gov/sites/default/files/Electronic_Adjudication_Addendum_to_the_2019_Elections_Procedures_Manual.pdf).

23 41. Actual “over-votes” are invalid and may not be counted. *See* A.R.S. § 16-
24 610.

25 42. Upon information and belief, one or more selections in up to 15% of all ballots
26 cast in the November 8, 2022 general election in Maricopa County have been referred to
27 electronic adjudication in connection with at least one candidate contest, judicial retention
28 or ballot proposition appearing on the ballot.

1 43. By statute, the County Recorder must conduct a hand count audit of selected
2 candidate races across a randomly generated sample of (a) 5,000 of early ballots and (b)
3 ballots cast at 2% of voting centers in the county. *See* A.R.S. § 16-602(B), (F). The purpose
4 of the hand count is to verify the accuracy of tallies generated by tabulator devices and
5 determinations by various ballot processing boards.

6 44. The hand count audit following the November 8, 2022 general election has
7 revealed at least one instance in which the Maricopa County Electronic Adjudication Board
8 incorrectly characterized the voter's ostensible intent. Specifically, the Electronic
9 Adjudication Board had tabulated the disputed ballot as a vote for gubernatorial candidate
10 Katie Hobbs. As the hand count audit found, however, the ballot contained both an
11 indicated preference for Hobbs and an accompanying write-in vote for a different candidate,
12 Kari Lake. The Electronic Adjudication Board was required by law to designate the
13 gubernatorial contest as over-voted and not to tabulate a vote for any candidate in that race.
14 *See* Exhibit B p. 32.

15 45. The Attorney General contest was not among the races randomly selected for
16 inclusion in Maricopa County's hand count audit but, upon information and belief, a similar
17 and proportionate rate of erroneous determinations afflict the broader corpus of all ballots
18 that underwent electronic adjudication, thereby resulting in the unlawful mistabulation of
19 certain votes cast in connection with the election for Arizona Attorney General.

20 46. Additionally, an observer of the ballot adjudication process has reported that
21 tabulation and electronic adjudication equipment has been unable to clearly capture the
22 ballot markings made by some voters who did not use the writing implements recommended
23 by elections officials. Although it is likely that such markings can be assessed and correctly
24 tabulated by a manual inspection of the affected ballots, elections officials have not
25 undertaken a manual inspection of such ballots and therefore have failed to correctly
26 tabulate the votes marked on such ballots.

Unverified Early Ballot Affidavit Signatures

1
2 47. An elector who chooses to cast an early ballot must enclose the ballot in an
3 envelope containing a sworn affidavit, signed by the voter, that certifies the voter’s
4 qualifications and personal signature affixation, and affirms his or her understanding of the
5 criminal prohibition against casting multiple ballots in the same election. *See* A.R.S. § 16-
6 547(A).

7 48. Upon receipt of a returned early ballot envelope, the County Recorder or the
8 Recorder’s designee must “compare the signatures thereon with the signature of the elector
9 on the elector’s registration record.” A.R.S. § 16-550(A). If “the signatures correspond,”
10 the early ballot is processed and tabulated. *Id.* If “the signature is inconsistent with the
11 elector’s signature on the elector’s registration record,” then the early ballot is invalid and
12 cannot be tabulated, unless the putative voter cures the signature discrepancy within five
13 business days of an election or federal office (or the third business day after any other
14 election). *Id.*

15 49. Upon information and belief, a material number of early ballots were
16 accompanied by an affidavit containing a signature that the County Recorder or his/her
17 designee concluded was inconsistent with the signature presented on the voter’s
18 “registration record.” These early ballots were processed and accepted for tabulation,
19 however, because the County Recorder or Recorder’s designee determined that the affidavit
20 signature matched a signature on a *different* document that was *not* the voter’s “registration
21 record”—such as an early ballot affidavit submitted in connection with a previous election
22 or a pollbook signature roster. *See* EPM at p. 68.

23 50. To the extent the EPM purports to authorize the County Recorder to use for
24 the verification of early ballot affidavits signature specimens that are not contained in a
25 voter’s “registration record,” it is unlawful and unenforceable. *See Leach v. Hobbs*, 250
26 Ariz. 572, 576, ¶ 21 (2021) (“[A]n EPM regulation that exceeds the scope of its statutory
27 authorization or contravenes an election statute’s purpose does not have the force of law.”).

1 51. Early ballots accompanied by uncured affidavit signatures that do not match
2 the signature on the putative voter’s “registration record” are legally insufficient and cannot
3 be tabulated.

4 **COUNT I**
5 **[Maricopa County Only]**
6 **Erroneous Count of Votes and Election Board Misconduct: Wrongful**
7 **Disqualification of Provisional and Early Ballots**
8 **(Ariz. Const. art. II, §§ 13, 21; A.R.S. §§ 12-2021, 16-672(A)(1), (A)(5))**

9 52. The Plaintiffs incorporate by reference the foregoing allegations as if fully set
10 forth herein.

11 53. Article 2, Section 13 of the Arizona Constitution secures the equal “privileges
12 or immunities” of all citizens.

13 54. The Arizona Constitution guarantees “the right of suffrage” and mandates that
14 “[a]ll elections shall be free and equal.” Ariz. Const. art. II, § 21.

15 55. “Arizona’s constitutional right to a ‘free and equal’ election is implicated
16 when votes are not properly counted.” *Chavez v. Brewer*, 222 Ariz. 309, 320, ¶ 34 (App.
17 2009).

18 56. Pursuant to these constitutional precepts, all qualified electors who have
19 properly verified their identity and otherwise are eligible to vote in an election are entitled
20 to cast a regular ballot that will be duly processed and tabulated. *See* Ariz. Const. art. II, §§
21 13, 21; A.R.S. §§ 16-579, -580(B).

22 57. Upon presenting at a voting center and verifying a prospective voter’s
23 identity, poll workers must “check in” the voter on the e-pollbook, which records in real-
24 time whether the elector has cast a ballot in this election.

25 58. After checking in, obtaining, and properly completing a ballot, numerous
26 voters across Maricopa County had their ballots rejected by malfunctioning electronic
27 tabulation devices. Certain of these voters chose to spoil their ballots and to either (a) leave
28 the voting center and present at a different polling location with functioning tabulators or
(b) cast a previously issued early ballot instead.

1 59. Under Arizona law and Maricopa County’s official policies, poll workers
2 were required to “check out” these voters, which would enable them to obtain and cast a
3 regular ballot at a different polling location elsewhere in Maricopa County or to cast a
4 previously issued early ballot.

5 60. Upon information and belief, various poll workers across Maricopa County
6 refused or failed to “check out” some or all of these voters. As a result of that systematic
7 error, the e-pollbooks inaccurately designated these individuals as having previously voted
8 in this election.

9 61. When subsequently presenting at a different voting center, at least 146 of
10 these voters were incorrectly informed that they had already voted and were permitted to
11 complete and submit only a provisional ballot. Upon information and belief, the Maricopa
12 County Defendants failed to tabulate these valid provisional ballots for inclusion in the
13 canvass.

14 62. In addition, at least 273 voters whom poll workers failed to properly “check
15 out” instead chose to complete and submit a previously issued early ballot. Upon
16 information and belief, because these individuals are inaccurately recorded in the e-
17 pollbook as having previously voted, however, the Maricopa County Defendants failed to
18 tabulate these valid early ballots for inclusion in the canvass.

19 63. These pervasive poll worker errors have denied numerous qualified electors
20 of Maricopa County, including supporters of the Contestant, their right to vote under
21 Arizona law.

22 64. By failing to properly “check out” these voters and restore their ability to vote
23 a regular ballot for tabulation, the Maricopa County Defendants (through their election
24 boards) engaged in “misconduct” within the meaning of A.R.S. § 16-672(A)(1), acted in
25 excess of their legal authority, failed to discharge a non-discretionary duty prescribed by
26 law, and caused an erroneous count of votes in the election for Arizona Attorney General.

27 65. Upon information and belief, votes included on provisional and early ballots
28 that the Maricopa County Defendants improperly failed to tabulate are material to, and

1 potentially dispositive of, the outcome of the election for the office of Arizona Attorney
2 General.

3 66. Accordingly, the Plaintiffs are entitled to an order (including, if necessary, a
4 writ of mandamus) requiring the Maricopa County Defendants to tabulate for inclusion in
5 the canvass all provisional ballots and early ballots submitted by qualified electors who had
6 “checked in” at a voting center but did not cast a regular ballot in the November 8, 2022
7 general election.

8 COUNT II

9 [Maricopa County Only]

10 **Erroneous Count of Votes and Election Board Misconduct: Wrongful Exclusion of 11 Provisional Voters**

12 (A.R.S. §§ 16-584, 12-2021, 16-672(A)(1), (A)(5))

13 67. The Plaintiffs incorporate by reference the foregoing allegations as if fully set
14 forth herein.

15 68. If poll workers are unable to verify a putative voter’s identity or eligibility to
16 vote, but the individual affirms that he or she is eligible to vote, he or she is entitled to
17 receive, complete and submit a provisional ballot. *See* A.R.S. § 16-584.

18 69. Upon information and belief, certain poll workers at various polling locations
19 across Maricopa County refused to furnish provisional ballots to certain voters, on the
20 grounds that they had previously cast a ballot at another polling location earlier in the day.

21 70. Upon information and belief, in many instances the affected voters had, in
22 fact, *not* cast a ballot at another polling location, but rather had voluntarily spoiled their
23 ballot and left the first polling location without obtaining or casting a replacement ballot.

24 71. In any event, any individual whom the e-pollbook has recorded as having
25 already voted is entitled to receive, complete and submit a provisional ballot upon affirming
26 his or her eligibility. *See* A.R.S. § 16-584.

27 72. By denying these individuals a provisional ballot and failing to tabulate any
28 such valid provisional ballots in the canvass, the Maricopa County Defendants (through
their election boards) engaged in “misconduct” within the meaning of A.R.S. § 16-

1 672(A)(1), acted in excess of their legal authority, failed to discharge a non-discretionary
 2 duty prescribed by law, and caused an erroneous count of votes in the election for Arizona
 3 Attorney General.

4 73. Upon information and belief, the Maricopa County Defendants' unlawful
 5 denial of certain electors' right to cast a provisional ballot was material to, and potentially
 6 dispositive of, the outcome of the election for the office of Arizona Attorney General.

7 74. Accordingly, the Plaintiffs are entitled to an order (including, if necessary, a
 8 writ of mandamus) requiring the Maricopa County Defendants to afford to all individuals
 9 who were refused a provisional ballot a reasonable opportunity to cast in the November 8,
 10 2022 general election a provisional ballot, which must be duly processed and included in
 11 the canvass in conformance with applicable law.

12 **COUNT III**
 13 **Erroneous Count of Votes: Inaccurate Ballot Duplications**
 14 **(A.R.S. §§ 16-621, 16-672(A)(5))**

15 75. The Plaintiffs incorporate by reference the foregoing allegations as if fully set
 16 forth herein.

17 76. When a submitted ballot is damaged or defective such that it cannot be read
 18 by an electronic tabulator, the ballot is transmitted to a Ballot Duplication Board that
 19 operates under the auspices of the County Recorder and that transposes the voter's indicated
 20 selections to a duplicate ballot, which in turn is electronically tabulated. *See* A.R.S. § 16-
 21 621(A); EPM at p. 201.

22 77. Upon information and belief, the counties' Ballot Duplication Boards have
 23 incorrectly transcribed a material number of voter selections in the race for Arizona
 24 Attorney General in the November 8, 2022 general election, thereby resulting in the
 25 unlawful mistabulation of a ballot lawfully cast by a qualified elector.

26 78. Upon information and belief, by not correctly duplicating certain ballots, the
 27 County Defendants (through their Ballot Duplication Boards) have caused an erroneous
 28 count of votes for the office of Arizona Attorney General. *See* A.R.S. § 16-672(A)(5).

1 Defendants (through their agents) have caused an erroneous count of votes for the office of
2 Arizona Attorney General. *See* A.R.S. § 16-672(A)(5).

3 86. Upon information and belief, votes included on improperly adjudicated
4 ballots are material to, and potentially dispositive of, the outcome of the election for the
5 office of Arizona Attorney General.

6 87. Accordingly, the Plaintiffs are entitled to an order (including, if necessary, a
7 writ of mandamus) requiring the County Defendants to amend the canvass results for the
8 office of Arizona Attorney General to correct erroneous tabulations associated with the
9 inaccurate adjudication of ballots.

10 **COUNT V**
11 **Illegal Votes: Unverified Early Ballots**
12 **(A.R.S. §§ 16-550(A), 16-672(A)(4))**

13 88. The Plaintiffs incorporate by reference the foregoing allegations as if fully set
14 forth herein.

15 89. An early ballot is lawful and eligible for tabulation if—and only if—the
16 signature on the affidavit accompanying the ballot matches the signature featured on the
17 elector’s “registration record.” A.R.S. § 16-550(A).

18 90. Upon information and belief, a material number of early ballots cast in the
19 November 8, 2022 general election were transmitted in envelopes containing an affidavit
20 signature that the County Recorder or the Recorder’s designee determined did not
21 correspond to the signature in the putative voter’s “registration record.” The County
22 Recorder, however, nevertheless accepted the early ballot for processing and tabulation
23 because the affidavit signature ostensibly matched a signature on an election-related
24 document that was **not** the voter’s “registration record,” such as a prior early ballot affidavit
25 or early ballot request form.


26 91. To the extent the Elections Procedures Manual purports to authorize the
27 validation of early ballot affidavit signatures by reference to a signature specimen that is
28 not found in the voter’s “registration record,” it is contrary to the plain language of A.R.S.
§ 16-550(A), and hence unenforceable.

1
2
3
4
5
6
7
8
9
10
11
12
13
14
15
16
17
18
19
20
21
22
23
24
25
26
27
28

- d. An order requiring the County Defendants to amend the canvass results for the office of Arizona Attorney General to correct erroneous tabulations associated with the inaccurate adjudication of ballots.
- e. An order proportionately reducing the tabulated returns of early ballots to exclude early ballots that were accompanied by an uncured affidavit signature that is inconsistent with the signature on file in the putative voter's registration record.
- f. An order requiring the Secretary of State to amend the canvass of statewide returns to reflect amendments to county-level canvass results made by one or more of the County Defendants.
- g. An injunction or other order pursuant to A.R.S. §§ 16-650 and 16-676(C) prohibiting the Secretary of State from declaring the Contestee elected to the office of Arizona Attorney General or from issuing to Contestee a certificate of election.
- h. An injunction or other order pursuant to A.R.S. § 16-676(C) nullifying and setting aside any certificate of election issued by the Secretary of State to the Contestee for the office of Arizona Attorney General.
- i. An injunction or other order pursuant to A.R.S. §§ 16-650 and 16-676(C) requiring the Secretary of State to declare Contestant Abraham Hamadeh elected to the office of Arizona Attorney General and to issue to Contestant a certificate of election.
- j. Such other relief as the Court deems necessary, equitable, proper, and just.

DATED this 22nd day of November, 2022.

STATECRAFT PLLC

By: 
Kory Langhofer
Thomas Basile
649 North Fourth Avenue, First Floor
Phoenix, Arizona 85003

Timothy A La Sota, SBN # 020539
TIMOTHY A. LA SOTA, PLC
2198 East Camelback Road, Suite 305
Phoenix, Arizona 85016

Attorneys for Plaintiffs/Contestants



1
2
3
4
5
6
7
8
9
10
11
12
13
14
15
16
17
18
19
20
21
22
23
24
25
26
27
28

Exhibit A



Tweet



Bill Gates



@billgatesaz



If you're at a polling place experiencing an issue with a tabulator, you have three options & your vote will be counted in each. 1) stay where you are and wait for tabulator to come online 2) drop your ballot in the secure slot (door 3) on tabulator 3) go to a nearby vote center

8:01 AM · Nov 8, 2022 · Twitter for iPhone

443 Retweets

193 Quote Tweets

867 Likes



Exhibit B



MARICOPA COUNTY, ARIZONA

Hand Count / Audit Report



Election: **GENERAL ELECTION – NOVEMBER 8, 2022**

Synopsis:

Pursuant to A.R.S. §16-602(B), Maricopa County conducted the hand count/early ballot audit for the **November 8, 2022 General Election**. 2% of the vote centers (polling places) were counted as required by statute, which amounted to 5 vote centers (polling places) out of 223 total vote centers (polling places).

The hand count began on **Wednesday, November 9, 2022** at **6:08 p.m.** when the Maricopa County Chairs of the **Democratic, Libertarian, and Republican** Party met to select the vote centers (polling places), races, and early ballot batches to be audited. All ballots were accounted for in the central counting location before the selection process started. The selection order was chosen by lot, and the **Democratic** Party was selected to go first, followed by the **Libertarian** Party and then the **Republican** Party.

With the draw order established, the specific vote centers (polling places) to be audited were selected with the participating County Party Chairs alternating the various selections. Once the allotted vote centers (polling places) were chosen, the percentage of early ballot audit batches to be audited were drawn (1% of early ballots or 5,000, whichever is less). A total of **26 batches** were selected to be audited to reach the required audit total.

Four (4) contested races were chosen as required by law: 1 Federal race, 1 Statewide race, 1 Legislative race and 1 Statewide Ballot Measure were counted. Specifically, the following list display's the contested races that were audited:

- Federal Race – **U.S. Representative**
- Statewide Race – **Governor**
- Statewide Legislative Race – **State Representative**
- Statewide Ballot Measure – **Proposition 129**

The master precinct and race selection lists are attached for review. The physical hand count started at **9:15 a.m.** on **Saturday, November 12, 2022** and was concluded at **6:22 p.m.** on **Saturday, November 12, 2022**. The tabulation method used was the stacking method. The audit was conducted by 24 boards made up of 3 members, of which not more than 2 members were from the same political party. This hand count included votes cast on both the scan and accessible marking devices from the selected vote centers (polling places).

Early Ballot Audit:

The required number of early ballots were audited as per Arizona State Law (1% of early ballots or 5,000, whichever is less). The early ballot audit consisted of 26 batches with at least 1 batch from every machine used for tabulation. Each batch contained approximately 200 early ballots. There was a over **1.3 million** early ballots cast in Maricopa County for the **November 8, 2022 General Election**.

Comments:

Attached are the summary reports which depict the results of the hand count audit for each selected race/measure. The outcome confirmed the accuracy of the tabulation results and was within the variance and designated margin as defined by the Vote Count Verification Committee established by the Secretary of State.

Stephen Richer
Maricopa County Recorder

Reynaldo Valenzuela Jr.
Director of Mail-In Voting & Election Services
Office of Maricopa County Recorder, Stephen Richer

Scott Jarrett
Director of In-Person Voting & Tabulation
Maricopa County Elections Department



MARICOPA COUNTY, ARIZONA

Hand Count / Audit Report



Election: GENERAL ELECTION – NOVEMBER 8, 2022

Party Selected to: Draw 1ST DEM Draw 2ND LBT Draw 3RD REP

SECTION A SELECTED VOTE CENTERS - LISTED IN ORDER SELECTED – 5 TOTAL

0082	0116	0075	0134	0179	Facility Information: 0075 = Estrella Foothills High School #201 (Fac# 14506) 0082 = Flite Goodyear (Fac# 15705) 0116 = Journey Church (Fac# 15731) 0134 = Maryvale Bridge Methodist Church (Fac# 10074) 0179 = Sevilla Elementary School (Fac# 10432)
------	------	------	------	------	--

SECTION A (Continued) SELECTED EV BATCHES (LISTED IN ORDER SELECTED - 26 TOTAL)

49	51	38	20	10	27	8	34	21	25
44	35	28	2	33	12	47	5	19	11
48	29	4	14	36	13				

SECTION B. NUMBER OF RACES TO COUNT PER CATEGORY

RACE CATEGORY	TICK MARK TALLY	NUMBER OF RACES PER CATEGORY	RECEIVED PRECINCT HAND COUNT MARGIN WORKSHEET
1. President	0	0	
2. Statewide Candidate			
3. Statewide Ballot Measure			
4. Federal Candidate			
5. State Legislative			
Additional Races Needed	0	0	

SECTION C. RACES TO BE COUNTED

	Race To Be Counted	Category of Race
1.	N/A	1. President
2.	GOVERNOR	2. Statewide Candidate
3.	PROPOSITION 129	3. Statewide Ballot Measure
4.	US REPRESENTATIVE	4. Federal Candidate
5.	STATE REPRESENTATIVE	5. State Legislative



MARICOPA COUNTY, ARIZONA

Hand Count / Audit Report



Election: **GENERAL ELECTION – NOVEMBER 8, 2022**

SELECTED RACES

OFFICE TYPE	OFFICE NAME	DRAWN
FEDERAL	US SENATOR	
FEDERAL	US REPRESENTATIVE	X
STATEWIDE	GOVERNOR	X
STATE LEGISLATIVE	STATE SENATOR	
STATE LEGISLATIVE	STATE REPRESENTATIVE	X
STATEWIDE	SECRETARY OF STATE	
STATEWIDE	ATTORNEY GENERAL	
STATEWIDE	STATE TREASURER	
STATEWIDE	SUP. OF PUBLIC INSTR.	
STATEWIDE	CORP COMMISSIONER	
PROPOSITION	PROPOSITION 129	X

MARICOPA COUNTY ELECTIONS DEPARTMENT

AGGREGATE - **VOTE CENTER** HAND COUNT REPORT - TOTAL FROM ALL PRECINCTS

Total Vote Centers Counted (2%): **5** Total Ballots Cast: **3,269** Date of Election: **November 8, 2022**

Race Category: FEDERAL CANDIDATE			Race: US REPRESENTATIVE
Precinct # - Precinct Name	Hand Count Total	Machine Count	Absolute Difference
0075 ESTRELLA FOOTHILLS HIGH SCH	10	10	0
0082 FLITE GOODYEAR	125	125	0
0116 JOURNEY CHURCH	13	13	0
0134 MARYVALE BRIDGE METHODIST CH.	309	309	0
0179 SEVILLA ELEMENTARY SCH.	352	352	0
TOTAL	809	809	0
Aggregated Margin = Absolute Difference ÷ Machine Count X 100			Aggregated Margin
0	809	100	0.000%

*Designated Margin for PRECINCT ballots, in accordance with A.R.S. § 16-602(K)(4): 1.000%

Race Category: STATEWIDE CANDIDATE			Race: GOVERNOR
Precinct # - Precinct Name	Hand Count Total	Machine Count	Absolute Difference
0075 ESTRELLA FOOTHILLS HIGH SCH	1,081	1,081	0
0082 FLITE GOODYEAR	246	246	0
0116 JOURNEY CHURCH	1,139	1,139	0
0134 MARYVALE BRIDGE METHODIST CH.	366	365	1
0179 SEVILLA ELEMENTARY SCH.	423	423	0
TOTAL	3,255	3,254	1
Aggregated Margin = Absolute Difference ÷ Machine Count X 100			Aggregated Margin
1	3,254	100	0.031%

*Designated Margin for PRECINCT ballots, in accordance with A.R.S. § 16-602(K)(4): 1.000%

Race Category: STATE LEGISLATIVE			Race: STATE REPRESENTATIVE
Precinct # - Precinct Name	Hand Count Total	Machine Count	Absolute Difference
0075 ESTRELLA FOOTHILLS HIGH SCH	1,168	1,168	0
0082 FLITE GOODYEAR	111	111	0
0116 JOURNEY CHURCH	1,867	1,867	0
0134 MARYVALE BRIDGE METHODIST CH.	28	28	0
0179 SEVILLA ELEMENTARY SCH.	38	38	0
TOTAL	3,212	3,212	0
Aggregated Margin = Absolute Difference ÷ Machine Count X 100			Aggregated Margin
0	3,212	100	0.000%

*Designated Margin for PRECINCT ballots, in accordance with A.R.S. § 16-602(K)(4): 1.000%

Race Category: STATEWIDE BALLOT MEASURE			Race: PROPOSITION 129
Precinct # - Precinct Name	Hand Count Total	Machine Count	Absolute Difference
0075 ESTRELLA FOOTHILLS HIGH SCH	952	952	0
0082 FLITE GOODYEAR	210	210	0
0116 JOURNEY CHURCH	1,044	1,044	0
0134 MARYVALE BRIDGE METHODIST CH.	319	319	0
0179 SEVILLA ELEMENTARY SCH.	346	346	0
TOTAL	2,871	2,871	0
Aggregated Margin = Absolute Difference ÷ Machine Count X 100			Aggregated Margin
0	2,871	100	0.000%

*Designated Margin for PRECINCT ballots, in accordance with A.R.S. § 16-602(K)(4): 1.000%

MARICOPA COUNTY ELECTIONS DEPARTMENT

AGGREGATE - EARLY BALLOT AUDIT HAND COUNT REPORT - TOTAL FROM ALL BATCHES

Total # of Batches: **26** # of Ballots from ALL Batches: **5,170** Date of Election: **November 8, 2022**

Race Category: FEDERAL CANDIDATE			Race: US REPRESENTATIVE
Early Voting Batch #	Hand Count Total	Machine Count	Absolute Difference
49	190	190	0
51	158	158	0
38	170	170	0
20	145	145	0
10	138	138	0
27	26	26	0
8	168	168	0
34	88	88	0
21	169	169	0
25	78	78	0
44	142	142	0
35	80	80	0
28	192	192	0
2	116	116	0
33	163	163	0
12	157	157	0
47	156	156	0
5	137	137	0
19	108	108	0
11	171	171	0
48	139	139	0
29	121	121	0
4	95	95	0
14	132	132	0
36	101	101	0
13	172	172	0
TOTAL	3,512	3,512	0
Aggregated Margin = Absolute Difference ÷ Machine Count X 100			Aggregated Margin
0	3,512	100	0.000%

*Designated Margin for EARLY VOTING ballots, in accordance with A.R.S. § 16-602(K)(4): 1.000%

AGGREGATE - EARLY BALLOT AUDIT HAND COUNT REPORT - TOTAL FROM ALL BATCHES

Total # of Batches: **26** # of Ballots from ALL Batches: **5,170** Date of Election: **November 8, 2022**

Race Category: STATEWIDE CANDIDATE			Race: GOVERNOR
Early Voting Batch #	Hand Count Total	Machine Count	Absolute Difference
49	193	193	0
51	196	196	0
38	197	197	0
20	199	199	0
10	198	198	0
27	198	198	0
8	198	198	0
34	198	198	0
21	195	195	0
25	200	200	0
44	195	195	0
35	195	195	0
28	197	197	0
2	197	197	0
33	200	200	0
12	192	192	0
47	193	193	0
5	196	196	0
19	197	197	0
11	199	199	0
48	194	194	0
29	198	198	0
4	197	198	1
14	195	195	0
36	191	191	0
13	192	192	0
TOTAL	5,100	5,101	1
Aggregated Margin = Absolute Difference ÷ Machine Count X 100			Aggregated Margin
1	5,101	100	0.020%

*Designated Margin for EARLY VOTING ballots, in accordance with A.R.S. § 16-602(K)(4): 1.000%

MARICOPA COUNTY ELECTIONS DEPARTMENT

AGGREGATE - EARLY BALLOT AUDIT HAND COUNT REPORT - TOTAL FROM ALL BATCHES

Total # of Batches: **26** # of Ballots from ALL Batches: **5,170** Date of Election: **November 8, 2022**

Race Category: STATE LEGISLATIVE			Race: STATE REPRESENTATIVE
Early Voting Batch #	Hand Count Total	Machine Count	Absolute Difference
49	196	196	0
51	178	178	0
38	216	216	0
20	220	220	0
10	269	269	0
27	260	260	0
8	180	180	0
34	286	286	0
21	224	224	0
25	227	227	0
44	271	271	0
35	262	262	0
28	137	137	0
2	238	238	0
33	245	245	0
12	223	223	0
47	236	236	0
5	177	177	0
19	283	283	0
11	173	173	0
48	278	278	0
29	192	192	0
4	256	256	0
14	289	289	0
36	248	248	0
13	272	272	0
TOTAL	6,036	6,036	0
Aggregated Margin = Absolute Difference ÷ Machine Count X 100			Aggregated Margin
0	6,036	100	0.000%

*Designated Margin for EARLY VOTING ballots, in accordance with A.R.S. § 16-602(K)(4): 1.000%

AGGREGATE - EARLY BALLOT AUDIT HAND COUNT REPORT - TOTAL FROM ALL BATCHES

Total # of Batches: **26** # of Ballots from ALL Batches: **5,170** Date of Election: **November 8, 2022**

Race Category: STATEWIDE BALLOT MEASURE			Race: PROPOSITION 129
Early Voting Batch #	Hand Count Total	Machine Count	Absolute Difference
49	171	171	0
51	169	169	0
38	176	176	0
20	176	176	0
10	185	185	0
27	181	181	0
8	185	185	0
34	187	187	0
21	183	183	0
25	181	181	0
44	181	181	0
35	195	195	0
28	184	184	0
2	180	180	0
33	185	185	0
12	176	176	0
47	175	175	0
5	175	175	0
19	188	188	0
11	176	176	0
48	176	176	0
29	185	185	0
4	188	188	0
14	183	183	0
36	185	185	0
13	185	185	0
TOTAL	4,711	4,711	0
Aggregated Margin = Absolute Difference ÷ Machine Count X 100			Aggregated Margin
0	4,711	100	0.000%

*Designated Margin for EARLY VOTING ballots, in accordance with A.R.S. § 16-602(K)(4): 1.000%

Comments: If a discrepancy occurred, the reason will be notated and described in each of the detailed Precinct and/or EV Batch reports for the given race or measure.

CUMULATIVE AGGREGATED MARGINS - BY TYPE				
	Hand Count Total	Machine Count	Absolute Difference	Aggregated Margin
VOTE CENTERS	10,147	10,146	1	0.010%
EV'S	19,359	19,360	1	0.005%
Aggregated Margin	$= \text{Absolute Difference} \div \text{Machine Count} \times 100$			

THE "VOTE CENTER SPECIFIC" HAND COUNT REPORTS
AND
"EARLY BALLOT BATCH SPECIFIC" HAND COUNT REPORTS
FOLLOW THIS SUMMARY

THE FOLLOWING WORKSHEETS ARE THE SUPPORTING AND DETAILED COUNTS THAT WERE USED TO DERIVE THE ABOVE SUMMARIES AND DESIGNATED MARGIN PERCENTAGES.

If any variances occur, the specific Vote Center or Early Ballot Hand Count Reports that follow would indicate the reasons for these variances in the "Comments" section for the affected "Race Category". Those variances are noted as part of the designated margin calculation when "**Intent**" or "**Machine Error**" is deemed to have occurred based on the Board's audit.

For those variances noted as "Intent" errors, those reflect votes that were unreadable by the machine but were determined by the boards to be votes for a given candidate or issue based on the board determining the "intent" of the voter. As an example, ballots where the voter circled the candidate's name instead of filling in the oval for the given candidate (as instructed) OR where the voter marked the oval but did not fill in the oval sufficiently enough such as placing an "X" or using a checkmark instead of filling in the oval. The machine is faulted for this as an error despite it not actually being a machine read error. This "intent" occurrence is included as a machine error variance and is part of the designated margin calculation.

For any marks not read by the machine because they were too light or the board upon their review deemed the machine count to be in error, those would be listed as "machine errors" and those totals would be part of the designated margin calculations, if existing. All variances, if any, are noted in the final result reports that follow.

VOTE CENTER HAND COUNT REPORT - OPTICAL SCAN BALLOTS

Site: **0075 ESTRELLA FOOTHILLS HIGH SCH** Ballots Cast: **1,086** Date of Election: **November 8, 2022**

Race Category: FEDERAL CANDIDATE		Race: US REPRESENTATIVE		
Candidate's	Hand Count Total	Machine Total	Absolute Difference	
SCHWEIKERT, DAVID - DIST 1	2	2	0	
HODGE, JEVIN D. - DIST 1	0	0	0	
CRANE, ELI - DIST 2	0	0	0	
O'HALLERAN, TOM - DIST 2	0	0	0	
ZINK, JEFF NELSON - DIST 3	0	0	0	
GALLEGO, RUBEN - DIST 3	3	3	0	
COOPER, KELLY - DIST 4	0	0	0	
STANTON, GREG - DIST 4	0	0	0	
BIGGS, ANDY - DIST 5	0	0	0	
RAMOS, JAVIER GARCIA - DIST 5	0	0	0	
SMITH, CLINT WILLIAM - DIST 5	0	0	0	
POZZOLO, LUIS - DIST 7	2	2	0	
GRIJALVA, RAUL - DIST 7	3	3	0	
TOTAL	10	10	0	

Comments for why a discrepancy occurred:

Race Category: STATEWIDE CANDIDATE		Race: GOVERNOR		
Candidate's	Hand Count Total	Machine Total	Absolute Difference	
LAKE, KARI	888	888	0	
HOBBS, KATIE	193	193	0	
TOTAL	1,081	1,081	0	

Comments for why a discrepancy occurred:

Race Category: STATE LEGISLATIVE		Race: STATE REPRESENTATIVE		
Candidate's	Hand Count Total	Machine Total	Absolute Difference	
LAMAR, CHRISTIAN - DIST 2	1	1	0	
WILMETH, JUSTIN - DIST 2	1	1	0	
SCHWIEBERT, JUDY - DIST 2	0	0	0	
GRESS, MATT - DIST 4	0	0	0	
SYMS, MARIA - DIST 4	0	0	0	
TERECH, LAURA - DIST 4	0	0	0	
TREADWELL, JENNIFER "JENN" - DIST 5	0	0	0	
LONGDON, JENNIFER - DIST 5	0	0	0	
SHAH, AMISH - DIST 5	0	0	0	
DARROW, CADEN - DIST 8	0	0	0	
LOUGHRIGE, BILL - DIST 8	0	0	0	
HERNANDEZ, MELODY - DIST 8	0	0	0	
SALMAN, ATHENA - DIST 8	0	0	0	
MENDOZA, MARY ANN - DIST 9	0	0	0	
PEARCE, KATHY - DIST 9	0	0	0	
AUSTIN, LORENA - DIST 9	0	0	0	
BLATTMAN, SETH - DIST 9	0	0	0	
HEAP, JUSTIN - DIST 10	0	0	0	
PARKER, BARBARA ROWLEY - DIST 10	0	0	0	
HUNTER, HELEN - DIST 10	0	0	0	
PENA M., TATIANA - DIST 11	0	0	0	
DE LOS SANTOS, OSCAR - DIST 11	1	1	0	
QUINONEZ, MARCELINO - DIST 11	1	1	0	
CHASTON, JAMES "JIM" - DIST 12	0	0	0	
ROE, TERRY - DIST 12	0	0	0	
CONTRERAS, PATRICIA "PATTY" - DIST 12	0	0	0	
TRAVERS, ANASTASIA "STACEY" - DIST 12	0	0	0	
HARRIS, LIZ - DIST 13	0	0	0	
WILLOUGHBY, JULIE - DIST 13	0	0	0	
PAWLIK, JENNIFER - DIST 13	0	0	0	
GRANTHAM, TRAVIS - DIST 14	0	0	0	
HENDRIX, LAURIN - DIST 14	0	0	0	
REESE, BRANDY - DIST 14	0	0	0	
HUDELSON, ROB - DIST 16	0	0	0	
MARTINEZ, TERESA - DIST 16	0	0	0	
SEAMAN, KEITH - DIST 16	0	0	0	
PENA, MICHELE - DIST 23	855	855	0	
LUGO, JESUS JR. - DIST 23	129	129	0	
SANDOVAL, MARIANA - DIST 23	171	171	0	
PAYNE, KEVIN - DIST 27	1	1	0	
TOMA, BEN - DIST 27	1	1	0	
KISSINGER, DON - DIST 27	0	0	0	
LIVINGSTON, DAVID - DIST 28	1	1	0	
PINGERELLI, BEVERLY - DIST 28	0	0	0	
HOLBROOK, STEPHANIE BLAIR - DIST 28	0	0	0	
MONTENEGRO, STEVE - DIST 29	1	1	0	
SMITH, AUSTIN - DIST 29	3	3	0	
PODEYN, SCOTT - DIST 29	2	2	0	
TOTAL	1,168	1,168	0	

Comments for why a discrepancy occurred:

Race Category: STATEWIDE BALLOT MEASURE		Race: PROPOSITION 129		
Candidate's	Hand Count Total	Machine Total	Absolute Difference	
PROP 129 - YES	669	669	0	
PROP 129 - NO	283	283	0	
TOTAL	952	952	0	

Comments for why a discrepancy occurred:

VOTE CENTER HAND COUNT REPORT - OPTICAL SCAN BALLOTS

Site: 0082 FLITE GOODYEAR

Ballots Cast: 249

Date of Election: November 8, 2022

Race Category: **FEDERAL CANDIDATE**

Race: **US REPRESENTATIVE**

Candidate's	Hand Count Total	Machine Total	Absolute Difference
SCHWEIKERT, DAVID - DIST 1	2	2	0
HODGE, JEVIN D. - DIST 1	1	1	0
CRANE, ELI - DIST 2	0	0	0
O'HALLERAN, TOM - DIST 2	0	0	0
ZINK, JEFF NELSON - DIST 3	6	6	0
GALLEGO, RUBEN - DIST 3	4	4	0
COOPER, KELLY - DIST 4	0	0	0
STANTON, GREG - DIST 4	1	1	0
BIGGS, ANDY - DIST 5	1	1	0
RAMOS, JAVIER GARCIA - DIST 5	0	0	0
SMITH, CLINT WILLIAM - DIST 5	0	0	0
POZZOLO, LUIS - DIST 7	59	59	0
GRIJALVA, RAUL - DIST 7	51	51	0
TOTAL	125	125	0

Comments for why a discrepancy occurred:

Race Category: **STATEWIDE CANDIDATE**

Race: **GOVERNOR**

Candidate's	Hand Count Total	Machine Total	Absolute Difference
LAKE, KARI	159	159	0
HOBBS, KATIE	87	87	0
TOTAL	246	246	0

Comments for why a discrepancy occurred:

Race Category: **STATE LEGISLATIVE**

Race: **STATE REPRESENTATIVE**

Candidate's	Hand Count Total	Machine Total	Absolute Difference
LAMAR, CHRISTIAN - DIST 2	0	0	0
WILMETH, JUSTIN - DIST 2	0	0	0
SCHWIEBERT, JUDY - DIST 2	0	0	0
GRESS, MATT - DIST 4	1	1	0
SYMS, MARIA - DIST 4	0	0	0
TERECH, LAURA - DIST 4	1	1	0
TREADWELL, JENNIFER "JENN" - DIST 5	1	1	0
LONGDON, JENNIFER - DIST 5	0	0	0
SHAH, AMISH - DIST 5	0	0	0
DARROW, CADEN - DIST 8	0	0	0
LOUGHRIGE, BILL - DIST 8	0	0	0
HERNANDEZ, MELODY - DIST 8	0	0	0
SALMAN, ATHENA - DIST 8	0	0	0
MENDOZA, MARY ANN - DIST 9	0	0	0
PEARCE, KATHY - DIST 9	0	0	0
AUSTIN, LORENA - DIST 9	1	1	0
BLATTMAN, SETH - DIST 9	1	1	0
HEAP, JUSTIN - DIST 10	0	0	0
PARKER, BARBARA ROWLEY - DIST 10	0	0	0
HUNTER, HELEN - DIST 10	0	0	0
PENA M., TATIANA - DIST 11	0	0	0
DE LOS SANTOS, OSCAR - DIST 11	1	1	0
QUINONEZ, MARCELINO - DIST 11	1	1	0
CHASTON, JAMES "JIM" - DIST 12	0	0	0
ROE, TERRY - DIST 12	0	0	0
CONTRERAS, PATRICIA "PATTY" - DIST 12	0	0	0
TRAVERS, ANASTASIA "STACEY" - DIST 12	0	0	0
HARRIS, LIZ - DIST 13	0	0	0
WILLOUGHBY, JULIE - DIST 13	0	0	0
PAWLIK, JENNIFER - DIST 13	0	0	0
GRANTHAM, TRAVIS - DIST 14	0	0	0
HENDRIX, LAURIN - DIST 14	0	0	0
REESE, BRANDY - DIST 14	0	0	0
HUDELSON, ROB - DIST 16	0	0	0
MARTINEZ, TERESA - DIST 16	0	0	0
SEAMAN, KEITH - DIST 16	0	0	0
PENA, MICHELE - DIST 23	48	48	0
LUGO, JESUS JR. - DIST 23	21	21	0
SANDOVAL, MARIANA - DIST 23	19	19	0
PAYNE, KEVIN - DIST 27	0	0	0
TOMA, BEN - DIST 27	1	1	0
KISSINGER, DON - DIST 27	0	0	0
LIVINGSTON, DAVID - DIST 28	1	1	0
PINGERELLI, BEVERLY - DIST 28	1	1	0
HOLBROOK, STEPHANIE BLAIR - DIST 28	0	0	0
MONTENEGRO, STEVE - DIST 29	6	6	0
SMITH, AUSTIN - DIST 29	6	6	0
PODEYN, SCOTT - DIST 29	1	1	0
TOTAL	111	111	0

Comments for why a discrepancy occurred:

Race Category: **STATEWIDE BALLOT MEASURE**

Race: **PROPOSITION 129**

Candidate's	Hand Count Total	Machine Total	Absolute Difference
PROP 129 - YES	120	120	0
PROP 129 - NO	90	90	0
TOTAL	210	210	0

Comments for why a discrepancy occurred:

VOTE CENTER HAND COUNT REPORT - OPTICAL SCAN BALLOTS

Site: 0116 JOURNEY CHURCH

Ballots Cast: 1,142

Date of Election: November 8, 2022

Race Category: FEDERAL CANDIDATE

Race: US REPRESENTATIVE

Candidate's	Hand Count Total	Machine Total	Absolute Difference
SCHWEIKERT, DAVID - DIST 1	4	4	0
HODGE, JEVIN D. - DIST 1	1	1	0
CRANE, ELI - DIST 2	0	0	0
O'HALLERAN, TOM - DIST 2	0	0	0
ZINK, JEFF NELSON - DIST 3	1	1	0
GALLEGO, RUBEN - DIST 3	1	1	0
COOPER, KELLY - DIST 4	2	2	0
STANTON, GREG - DIST 4	0	0	0
BIGGS, ANDY - DIST 5	0	0	0
RAMOS, JAVIER GARCIA - DIST 5	2	2	0
SMITH, CLINT WILLIAM - DIST 5	0	0	0
POZZOLO, LUIS - DIST 7	2	2	0
GRIJALVA, RAUL - DIST 7	0	0	0
TOTAL	13	13	0

Comments for why a discrepancy occurred:

Race Category: STATEWIDE CANDIDATE

Race: GOVERNOR

Candidate's	Hand Count Total	Machine Total	Absolute Difference
LAKE, KARI	994	994	0
HOBBS, KATIE	145	145	0
TOTAL	1,139	1,139	0

Comments for why a discrepancy occurred:

Race Category: STATE LEGISLATIVE

Race: STATE REPRESENTATIVE

Candidate's	Hand Count Total	Machine Total	Absolute Difference
LAMAR, CHRISTIAN - DIST 2	4	4	0
WILMETH, JUSTIN - DIST 2	1	1	0
SCHWIEBERT, JUDY - DIST 2	1	1	0
GRESS, MATT - DIST 4	2	2	0
SYMS, MARIA - DIST 4	2	2	0
TERECH, LAURA - DIST 4	0	0	0
TREADWELL, JENNIFER "JENN" - DIST 5	0	0	0
LONGDON, JENNIFER - DIST 5	0	0	0
SHAH, AMISH - DIST 5	1	1	0
DARROW, CADEN - DIST 8	0	0	0
LOUGHRIGE, BILL - DIST 8	0	0	0
HERNANDEZ, MELODY - DIST 8	0	0	0
SALMAN, ATHENA - DIST 8	0	0	0
MENDOZA, MARY ANN - DIST 9	0	0	0
PEARCE, KATHY - DIST 9	0	0	0
AUSTIN, LORENA - DIST 9	0	0	0
BLATTMAN, SETH - DIST 9	0	0	0
HEAP, JUSTIN - DIST 10	1	1	0
PARKER, BARBARA ROWLEY - DIST 10	0	0	0
HUNTER, HELEN - DIST 10	0	0	0
PENA M., TATIANA - DIST 11	0	0	0
DE LOS SANTOS, OSCAR - DIST 11	1	1	0
QUINONEZ, MARCELINO - DIST 11	0	0	0
CHASTON, JAMES "JIM" - DIST 12	0	0	0
ROE, TERRY - DIST 12	0	0	0
CONTRERAS, PATRICIA "PATTY" - DIST 12	0	0	0
TRAVERS, ANASTASIA "STACEY" - DIST 12	0	0	0
HARRIS, LIZ - DIST 13	0	0	0
WILLOUGHBY, JULIE - DIST 13	0	0	0
PAWLIK, JENNIFER - DIST 13	0	0	0
GRANTHAM, TRAVIS - DIST 14	0	0	0
HENDRIX, LAURIN - DIST 14	0	0	0
REESE, BRANDY - DIST 14	2	2	0
HUDELSON, ROB - DIST 16	0	0	0
MARTINEZ, TERESA - DIST 16	0	0	0
SEAMAN, KEITH - DIST 16	0	0	0
PENA, MICHELE - DIST 23	0	0	0
LUGO, JESUS JR. - DIST 23	0	0	0
SANDOVAL, MARIANA - DIST 23	0	0	0
PAYNE, KEVIN - DIST 27	38	38	0
TOMA, BEN - DIST 27	36	36	0
KISSINGER, DON - DIST 27	3	3	0
LIVINGSTON, DAVID - DIST 28	822	822	0
PINGERELLI, BEVERLY - DIST 28	809	809	0
HOLBROOK, STEPHANIE BLAIR - DIST 28	128	128	0
MONTENEGRO, STEVE - DIST 29	7	7	0
SMITH, AUSTIN - DIST 29	9	9	0
PODEYN, SCOTT - DIST 29	0	0	0
TOTAL	1,867	1,867	0

Comments for why a discrepancy occurred:

Race Category: STATEWIDE BALLOT MEASURE

Race: PROPOSITION 129

Candidate's	Hand Count Total	Machine Total	Absolute Difference
PROP 129 - YES	878	878	0
PROP 129 - NO	166	166	0
TOTAL	1,044	1,044	0

Comments for why a discrepancy occurred:

VOTE CENTER HAND COUNT REPORT - OPTICAL SCAN BALLOTS

Site: 0134 MARYVALE BRIDGE METHODIST CH. Ballots Cast:

367

Date of Election: **November 8, 2022**

Race Category: FEDERAL CANDIDATE

Race: US REPRESENTATIVE

Candidate's	Hand Count Total	Machine Total	Absolute Difference
SCHWEIKERT, DAVID - DIST 1	1	1	0
HODGE, JEVIN D. - DIST 1	5	5	0
CRANE, ELI - DIST 2	0	0	0
O'HALLERAN, TOM - DIST 2	0	0	0
ZINK, JEFF NELSON - DIST 3	128	128	0
GALLEGO, RUBEN - DIST 3	169	169	0
COOPER, KELLY - DIST 4	1	1	0
STANTON, GREG - DIST 4	0	0	0
BIGGS, ANDY - DIST 5	0	0	0
RAMOS, JAVIER GARCIA - DIST 5	0	0	0
SMITH, CLINT WILLIAM - DIST 5	0	0	0
POZZOLO, LUIS - DIST 7	2	2	0
GRIJALVA, RAUL - DIST 7	3	3	0
TOTAL	309	309	0

Comments for why a discrepancy occurred:

Race Category: STATEWIDE CANDIDATE

Race: GOVERNOR

Candidate's	Hand Count Total	Machine Total	Absolute Difference
LAKE, KARI	162	162	0
HOBBS, KATIE	204	203	1
TOTAL	366	365	1

Comments for why a discrepancy occurred: One ballot more per hand count board and deemed as an unread vote for HOBBS

Race Category: STATE LEGISLATIVE

Race: STATE REPRESENTATIVE

Candidate's	Hand Count Total	Machine Total	Absolute Difference
LAMAR, CHRISTIAN - DIST 2	0	0	0
WILMETH, JUSTIN - DIST 2	0	0	0
SCHWIEBERT, JUDY - DIST 2	1	1	0
GRESS, MATT - DIST 4	0	0	0
SYMS, MARIA - DIST 4	0	0	0
TERECH, LAURA - DIST 4	1	1	0
TREADWELL, JENNIFER "JENN" - DIST 5	1	1	0
LONGDON, JENNIFER - DIST 5	4	4	0
SHAH, AMISH - DIST 5	5	5	0
DARROW, CADEN - DIST 8	0	0	0
LOUGHRIGE, BILL - DIST 8	0	0	0
HERNANDEZ, MELODY - DIST 8	0	0	0
SALMAN, ATHENA - DIST 8	1	1	0
MENDOZA, MARY ANN - DIST 9	0	0	0
PEARCE, KATHY - DIST 9	0	0	0
AUSTIN, LORENA - DIST 9	0	0	0
BLATTMAN, SETH - DIST 9	0	0	0
HEAP, JUSTIN - DIST 10	1	1	0
PARKER, BARBARA ROWLEY - DIST 10	0	0	0
HUNTER, HELEN - DIST 10	0	0	0
PENA M., TATIANA - DIST 11	3	3	0
DE LOS SANTOS, OSCAR - DIST 11	2	2	0
QUINONEZ, MARCELINO - DIST 11	1	1	0
CHASTON, JAMES "JIM" - DIST 12	0	0	0
ROE, TERRY - DIST 12	0	0	0
CONTRERAS, PATRICIA "PATTY" - DIST 12	0	0	0
TRAVERS, ANASTASIA "STACEY" - DIST 12	0	0	0
HARRIS, LIZ - DIST 13	0	0	0
WILLOUGHBY, JULIE - DIST 13	0	0	0
PAWLIK, JENNIFER - DIST 13	0	0	0
GRANTHAM, TRAVIS - DIST 14	0	0	0
HENDRIX, LAURIN - DIST 14	0	0	0
REESE, BRANDY - DIST 14	0	0	0
HUDELSON, ROB - DIST 16	0	0	0
MARTINEZ, TERESA - DIST 16	0	0	0
SEAMAN, KEITH - DIST 16	0	0	0
PENA, MICHELE - DIST 23	0	0	0
LUGO, JESUS JR. - DIST 23	0	0	0
SANDOVAL, MARIANA - DIST 23	0	0	0
PAYNE, KEVIN - DIST 27	1	1	0
TOMA, BEN - DIST 27	1	1	0
KISSINGER, DON - DIST 27	1	1	0
LIVINGSTON, DAVID - DIST 28	0	0	0
PINGERELLI, BEVERLY - DIST 28	1	1	0
HOLBROOK, STEPHANIE BLAIR - DIST 28	0	0	0
MONTENEGRO, STEVE - DIST 29	1	1	0
SMITH, AUSTIN - DIST 29	2	2	0
PODEYN, SCOTT - DIST 29	1	1	0
TOTAL	28	28	0

Comments for why a discrepancy occurred:

Race Category: STATEWIDE BALLOT MEASURE

Race: PROPOSITION 129

Candidate's	Hand Count Total	Machine Total	Absolute Difference
PROP 129 - YES	163	163	0
PROP 129 - NO	156	156	0
TOTAL	319	319	0

Comments for why a discrepancy occurred:

VOTE CENTER HAND COUNT REPORT - OPTICAL SCAN BALLOTS

Site: **0179 SEVILLA ELEMENTARY SCH** Ballots Cast: **425** Date of Election: **November 8, 2022**

Race Category: FEDERAL CANDIDATE		Race: US REPRESENTATIVE		
Candidate's	Hand Count Total	Machine Total	Absolute Difference	
SCHWEIKERT, DAVID - DIST 1	4	4	0	
HODGE, JEVIN D. - DIST 1	3	3	0	
CRANE, ELI - DIST 2	0	0	0	
O'HALLERAN, TOM - DIST 2	0	0	0	
ZINK, JEFF NELSON - DIST 3	161	161	0	
GALLEGO, RUBEN - DIST 3	180	180	0	
COOPER, KELLY - DIST 4	0	0	0	
STANTON, GREG - DIST 4	0	0	0	
BIGGS, ANDY - DIST 5	3	3	0	
RAMOS, JAVIER GARCIA - DIST 5	0	0	0	
SMITH, CLINT WILLIAM - DIST 5	0	0	0	
POZZOLO, LUIS - DIST 7	0	0	0	
GRIJALVA, RAUL - DIST 7	1	1	0	
TOTAL	352	352	0	

Comments for why a discrepancy occurred:

Race Category: STATEWIDE CANDIDATE		Race: GOVERNOR		
Candidate's	Hand Count Total	Machine Total	Absolute Difference	
LAKE, KARI	217	217	0	
HOBBS, KATIE	206	206	0	
TOTAL	423	423	0	

Comments for why a discrepancy occurred:

Race Category: STATE LEGISLATIVE		Race: STATE REPRESENTATIVE		
Candidate's	Hand Count Total	Machine Total	Absolute Difference	
LAMAR, CHRISTIAN - DIST 2	1	1	0	
WILMETH, JUSTIN - DIST 2	1	1	0	
SCHWIEBERT, JUDY - DIST 2	3	3	0	
GRESS, MATT - DIST 4	2	2	0	
SYMS, MARIA - DIST 4	2	2	0	
TERECH, LAURA - DIST 4	1	1	0	
TREADWELL, JENNIFER "JENN" - DIST 5	0	0	0	
LONGDON, JENNIFER - DIST 5	1	1	0	
SHAH, AMISH - DIST 5	1	1	0	
DARROW, CADEN - DIST 8	0	0	0	
LOUGHRIGE, BILL - DIST 8	0	0	0	
HERNANDEZ, MELODY - DIST 8	0	0	0	
SALMAN, ATHENA - DIST 8	0	0	0	
MENDOZA, MARY ANN - DIST 9	0	0	0	
PEARCE, KATHY - DIST 9	0	0	0	
AUSTIN, LORENA - DIST 9	0	0	0	
BLATTMAN, SETH - DIST 9	0	0	0	
HEAP, JUSTIN - DIST 10	0	0	0	
PARKER, BARBARA ROWLEY - DIST 10	0	0	0	
HUNTER, HELEN - DIST 10	0	0	0	
PENA M., TATIANA - DIST 11	0	0	0	
DE LOS SANTOS, OSCAR - DIST 11	2	2	0	
QUINONEZ, MARCELINO - DIST 11	2	2	0	
CHASTON, JAMES "JIM" - DIST 12	0	0	0	
ROE, TERRY - DIST 12	0	0	0	
CONTRERAS, PATRICIA "PATTY" - DIST 12	0	0	0	
TRAVERS, ANASTASIA "STACEY" - DIST 12	0	0	0	
HARRIS, LIZ - DIST 13	1	1	0	
WILLOUGHBY, JULIE - DIST 13	1	1	0	
PAWLIK, JENNIFER - DIST 13	0	0	0	
GRANTHAM, TRAVIS - DIST 14	2	2	0	
HENDRIX, LAURIN - DIST 14	2	2	0	
REESE, BRANDY - DIST 14	0	0	0	
HUDELSON, ROB - DIST 16	0	0	0	
MARTINEZ, TERESA - DIST 16	0	0	0	
SEAMAN, KEITH - DIST 16	0	0	0	
PENA, MICHELE - DIST 23	0	0	0	
LUGO, JESUS JR. - DIST 23	0	0	0	
SANDOVAL, MARIANA - DIST 23	0	0	0	
PAYNE, KEVIN - DIST 27	2	2	0	
TOMA, BEN - DIST 27	2	2	0	
KISSINGER, DON - DIST 27	0	0	0	
LIVINGSTON, DAVID - DIST 28	5	5	0	
PINGERELLI, BEVERLY - DIST 28	5	5	0	
HOLBROOK, STEPHANIE BLAIR - DIST 28	1	1	0	
MONTENEGRO, STEVE - DIST 29	0	0	0	
SMITH, AUSTIN - DIST 29	1	1	0	
PODEYN, SCOTT - DIST 29	0	0	0	
TOTAL	38	38	0	

Comments for why a discrepancy occurred:

Race Category: STATEWIDE BALLOT MEASURE		Race: PROPOSITION 129		
Candidate's	Hand Count Total	Machine Total	Absolute Difference	
PROP 129 - YES	185	185	0	
PROP 129 - NO	161	161	0	
TOTAL	346	346	0	

Comments for why a discrepancy occurred:

EARLY VOTING (EV) BALLOT AUDIT HAND COUNT REPORT - OPTICAL SCAN BALLOTS

EV Batch# **49** #per Batch: **200**

Date of Election: **November 8, 2022**

Race Category: FEDERAL CANDIDATE		Race: US REPRESENTATIVE		
Candidate's	Hand Count Total	Machine Total	Absolute Difference	
SCHWEIKERT, DAVID - DIST 1	30	30	0	
HODGE, JEVIN D. - DIST 1	30	30	0	
CRANE, ELI - DIST 2	0	0	0	
O'HALLERAN, TOM - DIST 2	0	0	0	
ZINK, JEFF NELSON - DIST 3	0	0	0	
GALLEGO, RUBEN - DIST 3	5	5	0	
COOPER, KELLY - DIST 4	7	7	0	
STANTON, GREG - DIST 4	3	3	0	
BIGGS, ANDY - DIST 5	48	48	0	
RAMOS, JAVIER GARCIA - DIST 5	53	53	0	
SMITH, CLINT WILLIAM - DIST 5	14	14	0	
POZZOLO, LUIS - DIST 7	0	0	0	
GRIJALVA, RAUL - DIST 7	0	0	0	
TOTAL	190	190	0	

Comments for why a discrepancy occurred:

Race Category: STATEWIDE CANDIDATE		Race: GOVERNOR		
Candidate's	Hand Count Total	Machine Total	Absolute Difference	
LAKE, KARI	85	85	0	
HOBBS, KATIE	108	108	0	
TOTAL	193	193	0	

Comments for why a discrepancy occurred:

Race Category: STATE LEGISLATIVE		Race: STATE REPRESENTATIVE		
Candidate's	Hand Count Total	Machine Total	Absolute Difference	
LAMAR, CHRISTIAN - DIST 2	0	0	0	
WILMETH, JUSTIN - DIST 2	0	0	0	
SCHWIEBERT, JUDY - DIST 2	0	0	0	
GRESS, MATT - DIST 4	5	5	0	
SYMS, MARIA - DIST 4	5	5	0	
TERECH, LAURA - DIST 4	6	6	0	
TREADWELL, JENNIFER "JENN" - DIST 5	0	0	0	
LONGDON, JENNIFER - DIST 5	2	2	0	
SHAH, AMISH - DIST 5	2	2	0	
DARROW, CADEN - DIST 8	0	0	0	
LOUGHRIGE, BILL - DIST 8	0	0	0	
HERNANDEZ, MELODY - DIST 8	1	1	0	
SALMAN, ATHENA - DIST 8	0	0	0	
MENDOZA, MARY ANN - DIST 9	3	3	0	
PEARCE, KATHY - DIST 9	4	4	0	
AUSTIN, LORENA - DIST 9	0	0	0	
BLATTMAN, SETH - DIST 9	0	0	0	
HEAP, JUSTIN - DIST 10	0	0	0	
PARKER, BARBARA ROWLEY - DIST 10	0	0	0	
HUNTER, HELEN - DIST 10	2	2	0	
PENA M., TATIANA - DIST 11	0	0	0	
DE LOS SANTOS, OSCAR - DIST 11	0	0	0	
QUINONEZ, MARCELINO - DIST 11	0	0	0	
CHASTON, JAMES "JIM" - DIST 12	3	3	0	
ROE, TERRY - DIST 12	3	3	0	
CONTRERAS, PATRICIA "PATTY" - DIST 12	1	1	0	
TRAVERS, ANASTASIA "STACEY" - DIST 12	1	1	0	
HARRIS, LIZ - DIST 13	31	31	0	
WILLOUGHBY, JULIE - DIST 13	26	26	0	
PAWLIK, JENNIFER - DIST 13	33	33	0	
GRANTHAM, TRAVIS - DIST 14	24	24	0	
HENDRIX, LAURIN - DIST 14	18	18	0	
REESE, BRANDY - DIST 14	25	25	0	
HUDELSON, ROB - DIST 16	0	0	0	
MARTINEZ, TERESA - DIST 16	0	0	0	
SEAMAN, KEITH - DIST 16	0	0	0	
PENA, MICHELE - DIST 23	0	0	0	
LUGO, JESUS JR. - DIST 23	0	0	0	
SANDOVAL, MARIANA - DIST 23	0	0	0	
PAYNE, KEVIN - DIST 27	0	0	0	
TOMA, BEN - DIST 27	0	0	0	
KISSINGER, DON - DIST 27	1	1	0	
LIVINGSTON, DAVID - DIST 28	0	0	0	
PINGERELLI, BEVERLY - DIST 28	0	0	0	
HOLBROOK, STEPHANIE BLAIR - DIST 28	0	0	0	
MONTENEGRO, STEVE - DIST 29	0	0	0	
SMITH, AUSTIN - DIST 29	0	0	0	
PODEYN, SCOTT - DIST 29	0	0	0	
TOTAL	196	196	0	

Comments for why a discrepancy occurred:

Race Category: STATEWIDE BALLOT MEASURE		Race: PROPOSITION 129		
Candidate's	Hand Count Total	Machine Total	Absolute Difference	
PROP 129 - YES	98	98	0	
PROP 129 - NO	73	73	0	
TOTAL	171	171	0	

Comments for why a discrepancy occurred:

EARLY VOTING (EV) BALLOT AUDIT HAND COUNT REPORT - OPTICAL SCAN BALLOTS

EV Batch# **51** #per Batch: **198**

Date of Election: **November 8, 2022**

Race Category: FEDERAL CANDIDATE		Race: US REPRESENTATIVE		
Candidate's	Hand Count Total	Machine Total	Absolute Difference	
SCHWEIKERT, DAVID - DIST 1	41	41	0	
HODGE, JEVIN D. - DIST 1	33	33	0	
CRANE, ELI - DIST 2	0	0	0	
O'HALLERAN, TOM - DIST 2	0	0	0	
ZINK, JEFF NELSON - DIST 3	1	1	0	
GALLEGO, RUBEN - DIST 3	5	5	0	
COOPER, KELLY - DIST 4	12	12	0	
STANTON, GREG - DIST 4	13	13	0	
BIGGS, ANDY - DIST 5	34	34	0	
RAMOS, JAVIER GARCIA - DIST 5	14	14	0	
SMITH, CLINT WILLIAM - DIST 5	3	3	0	
POZZOLO, LUIS - DIST 7	1	1	0	
GRIJALVA, RAUL - DIST 7	1	1	0	
TOTAL	158	158	0	

Comments for why a discrepancy occurred:

Race Category: STATEWIDE CANDIDATE		Race: GOVERNOR		
Candidate's	Hand Count Total	Machine Total	Absolute Difference	
LAKE, KARI	105	105	0	
HOBBS, KATIE	91	91	0	
TOTAL	196	196	0	

Comments for why a discrepancy occurred:

Race Category: STATE LEGISLATIVE		Race: STATE REPRESENTATIVE		
Candidate's	Hand Count Total	Machine Total	Absolute Difference	
LAMAR, CHRISTIAN - DIST 2	0	0	0	
WILMETH, JUSTIN - DIST 2	0	0	0	
SCHWIEBERT, JUDY - DIST 2	0	0	0	
GRESS, MATT - DIST 4	16	16	0	
SYMS, MARIA - DIST 4	14	14	0	
TERECH, LAURA - DIST 4	12	12	0	
TREADWELL, JENNIFER "JENN" - DIST 5	3	3	0	
LONGDON, JENNIFER - DIST 5	9	9	0	
SHAH, AMISH - DIST 5	7	7	0	
DARROW, CADEN - DIST 8	3	3	0	
LOUGHRIGE, BILL - DIST 8	5	5	0	
HERNANDEZ, MELODY - DIST 8	4	4	0	
SALMAN, ATHENA - DIST 8	2	2	0	
MENDOZA, MARY ANN - DIST 9	0	0	0	
PEARCE, KATHY - DIST 9	0	0	0	
AUSTIN, LORENA - DIST 9	0	0	0	
BLATTMAN, SETH - DIST 9	0	0	0	
HEAP, JUSTIN - DIST 10	16	16	0	
PARKER, BARBARA ROWLEY - DIST 10	13	13	0	
HUNTER, HELEN - DIST 10	9	9	0	
PENA M., TATIANA - DIST 11	0	0	0	
DE LOS SANTOS, OSCAR - DIST 11	0	0	0	
QUINONEZ, MARCELINO - DIST 11	0	0	0	
CHASTON, JAMES "JIM" - DIST 12	3	3	0	
ROE, TERRY - DIST 12	2	2	0	
CONTRERAS, PATRICIA "PATTY" - DIST 12	4	4	0	
TRAVERS, ANASTASIA "STACEY" - DIST 12	4	4	0	
HARRIS, LIZ - DIST 13	2	2	0	
WILLOUGHBY, JULIE - DIST 13	3	3	0	
PAWLIK, JENNIFER - DIST 13	5	5	0	
GRANTHAM, TRAVIS - DIST 14	0	0	0	
HENDRIX, LAURIN - DIST 14	3	3	0	
REESE, BRANDY - DIST 14	3	3	0	
HUDELSON, ROB - DIST 16	0	0	0	
MARTINEZ, TERESA - DIST 16	0	0	0	
SEAMAN, KEITH - DIST 16	0	0	0	
PENA, MICHELE - DIST 23	1	1	0	
LUGO, JESUS JR. - DIST 23	0	0	0	
SANDOVAL, MARIANA - DIST 23	1	1	0	
PAYNE, KEVIN - DIST 27	2	2	0	
TOMA, BEN - DIST 27	3	3	0	
KISSINGER, DON - DIST 27	2	2	0	
LIVINGSTON, DAVID - DIST 28	8	8	0	
PINGERELLI, BEVERLY - DIST 28	8	8	0	
HOLBROOK, STEPHANIE BLAIR - DIST 28	4	4	0	
MONTENEGRO, STEVE - DIST 29	3	3	0	
SMITH, AUSTIN - DIST 29	3	3	0	
PODEYN, SCOTT - DIST 29	1	1	0	
TOTAL	178	178	0	

Comments for why a discrepancy occurred:

Race Category: STATEWIDE BALLOT MEASURE		Race: PROPOSITION 129		
Candidate's	Hand Count Total	Machine Total	Absolute Difference	
PROP 129 - YES	104	104	0	
PROP 129 - NO	65	65	0	
TOTAL	169	169	0	

Comments for why a discrepancy occurred:

EARLY VOTING (EV) BALLOT AUDIT HAND COUNT REPORT - OPTICAL SCAN BALLOTS

EV Batch# **38** #per Batch: **197**

Date of Election: **November 8, 2022**

Race Category: FEDERAL CANDIDATE		Race: US REPRESENTATIVE		
Candidate's	Hand Count Total	Machine Total	Absolute Difference	
SCHWEIKERT, DAVID - DIST 1	32	32	0	
HODGE, JEVIN D. - DIST 1	52	52	0	
CRANE, ELI - DIST 2	0	0	0	
O'HALLERAN, TOM - DIST 2	0	0	0	
ZINK, JEFF NELSON - DIST 3	5	5	0	
GALLEGO, RUBEN - DIST 3	7	7	0	
COOPER, KELLY - DIST 4	15	15	0	
STANTON, GREG - DIST 4	24	24	0	
BIGGS, ANDY - DIST 5	17	17	0	
RAMOS, JAVIER GARCIA - DIST 5	18	18	0	
SMITH, CLINT WILLIAM - DIST 5	0	0	0	
POZZOLO, LUIS - DIST 7	0	0	0	
GRIJALVA, RAUL - DIST 7	0	0	0	
TOTAL	170	170	0	

Comments for why a discrepancy occurred:

Race Category: STATEWIDE CANDIDATE		Race: GOVERNOR		
Candidate's	Hand Count Total	Machine Total	Absolute Difference	
LAKE, KARI	74	74	0	
HOBBS, KATIE	123	123	0	
TOTAL	197	197	0	

Comments for why a discrepancy occurred:

Race Category: STATE LEGISLATIVE		Race: STATE REPRESENTATIVE		
Candidate's	Hand Count Total	Machine Total	Absolute Difference	
LAMAR, CHRISTIAN - DIST 2	2	2	0	
WILMETH, JUSTIN - DIST 2	2	2	0	
SCHWIEBERT, JUDY - DIST 2	1	1	0	
GRESS, MATT - DIST 4	16	16	0	
SYMS, MARIA - DIST 4	10	10	0	
TERECH, LAURA - DIST 4	23	23	0	
TREADWELL, JENNIFER "JENN" - DIST 5	6	6	0	
LONGDON, JENNIFER - DIST 5	4	4	0	
SHAH, AMISH - DIST 5	3	3	0	
DARROW, CADEN - DIST 8	1	1	0	
LOUGHRIGE, BILL - DIST 8	1	1	0	
HERNANDEZ, MELODY - DIST 8	5	5	0	
SALMAN, ATHENA - DIST 8	5	5	0	
MENDOZA, MARY ANN - DIST 9	4	4	0	
PEARCE, KATHY - DIST 9	4	4	0	
AUSTIN, LORENA - DIST 9	3	3	0	
BLATTMAN, SETH - DIST 9	3	3	0	
HEAP, JUSTIN - DIST 10	5	5	0	
PARKER, BARBARA ROWLEY - DIST 10	4	4	0	
HUNTER, HELEN - DIST 10	6	6	0	
PENA M., TATIANA - DIST 11	2	2	0	
DE LOS SANTOS, OSCAR - DIST 11	6	6	0	
QUINONEZ, MARCELINO - DIST 11	6	6	0	
CHASTON, JAMES "JIM" - DIST 12	9	9	0	
ROE, TERRY - DIST 12	8	8	0	
CONTRERAS, PATRICIA "PATTY" - DIST 12	14	14	0	
TRAVERS, ANASTASIA "STACEY" - DIST 12	12	12	0	
HARRIS, LIZ - DIST 13	4	4	0	
WILLOUGHBY, JULIE - DIST 13	4	4	0	
PAWLIK, JENNIFER - DIST 13	7	7	0	
GRANTHAM, TRAVIS - DIST 14	6	6	0	
HENDRIX, LAURIN - DIST 14	6	6	0	
REESE, BRANDY - DIST 14	4	4	0	
HUDELSON, ROB - DIST 16	0	0	0	
MARTINEZ, TERESA - DIST 16	0	0	0	
SEAMAN, KEITH - DIST 16	0	0	0	
PENA, MICHELE - DIST 23	0	0	0	
LUGO, JESUS JR. - DIST 23	0	0	0	
SANDOVAL, MARIANA - DIST 23	0	0	0	
PAYNE, KEVIN - DIST 27	1	1	0	
TOMA, BEN - DIST 27	1	1	0	
KISSINGER, DON - DIST 27	1	1	0	
LIVINGSTON, DAVID - DIST 28	1	1	0	
PINGERELLI, BEVERLY - DIST 28	0	0	0	
HOLBROOK, STEPHANIE BLAIR - DIST 28	12	12	0	
MONTENEGRO, STEVE - DIST 29	1	1	0	
SMITH, AUSTIN - DIST 29	1	1	0	
PODEYN, SCOTT - DIST 29	2	2	0	
TOTAL	216	216	0	

Comments for why a discrepancy occurred:

Race Category: STATEWIDE BALLOT MEASURE		Race: PROPOSITION 129		
Candidate's	Hand Count Total	Machine Total	Absolute Difference	
PROP 129 - YES	92	92	0	
PROP 129 - NO	84	84	0	
TOTAL	176	176	0	

Comments for why a discrepancy occurred:

EARLY VOTING (EV) BALLOT AUDIT HAND COUNT REPORT - OPTICAL SCAN BALLOTS

EV Batch# **20** #per Batch: **200**

Date of Election: **November 8, 2022**

Race Category: FEDERAL CANDIDATE		Race: US REPRESENTATIVE		
Candidate's	Hand Count Total	Machine Total	Absolute Difference	
SCHWEIKERT, DAVID - DIST 1	26	26	0	
HODGE, JEVIN D. - DIST 1	31	31	0	
CRANE, ELI - DIST 2	0	0	0	
O'HALLERAN, TOM - DIST 2	0	0	0	
ZINK, JEFF NELSON - DIST 3	5	5	0	
GALLEGRO, RUBEN - DIST 3	26	26	0	
COOPER, KELLY - DIST 4	11	11	0	
STANTON, GREG - DIST 4	16	16	0	
BIGGS, ANDY - DIST 5	17	17	0	
RAMOS, JAVIER GARCIA - DIST 5	12	12	0	
SMITH, CLINT WILLIAM - DIST 5	0	0	0	
POZZOLO, LUIS - DIST 7	0	0	0	
GRIJALVA, RAUL - DIST 7	1	1	0	
TOTAL	145	145	0	

Comments for why a discrepancy occurred:

Race Category: STATEWIDE CANDIDATE		Race: GOVERNOR		
Candidate's	Hand Count Total	Machine Total	Absolute Difference	
LAKE, KARI	82	82	0	
HOBBS, KATIE	117	117	0	
TOTAL	199	199	0	

Comments for why a discrepancy occurred:

Race Category: STATE LEGISLATIVE		Race: STATE REPRESENTATIVE		
Candidate's	Hand Count Total	Machine Total	Absolute Difference	
LAMAR, CHRISTIAN - DIST 2	3	3	0	
WILMETH, JUSTIN - DIST 2	3	3	0	
SCHWIEBERT, JUDY - DIST 2	7	7	0	
GRESS, MATT - DIST 4	9	9	0	
SYMS, MARIA - DIST 4	9	9	0	
TERECH, LAURA - DIST 4	8	8	0	
TREADWELL, JENNIFER "JENN" - DIST 5	1	1	0	
LONGDON, JENNIFER - DIST 5	13	13	0	
SHAH, AMISH - DIST 5	13	13	0	
DARROW, CADEN - DIST 8	4	4	0	
LOUGHRIGE, BILL - DIST 8	4	4	0	
HERNANDEZ, MELODY - DIST 8	1	1	0	
SALMAN, ATHENA - DIST 8	1	1	0	
MENDOZA, MARY ANN - DIST 9	2	2	0	
PEARCE, KATHY - DIST 9	2	2	0	
AUSTIN, LORENA - DIST 9	5	5	0	
BLATTMAN, SETH - DIST 9	5	5	0	
HEAP, JUSTIN - DIST 10	9	9	0	
PARKER, BARBARA ROWLEY - DIST 10	9	9	0	
HUNTER, HELEN - DIST 10	2	2	0	
PENA M., TATIANA - DIST 11	2	2	0	
DE LOS SANTOS, OSCAR - DIST 11	8	8	0	
QUINONEZ, MARCELINO - DIST 11	8	8	0	
CHASTON, JAMES "JIM" - DIST 12	1	1	0	
ROE, TERRY - DIST 12	1	1	0	
CONTRERAS, PATRICIA "PATTY" - DIST 12	9	9	0	
TRAVERS, ANASTASIA "STACEY" - DIST 12	9	9	0	
HARRIS, LIZ - DIST 13	7	7	0	
WILLOUGHBY, JULIE - DIST 13	7	7	0	
PAWLIK, JENNIFER - DIST 13	8	8	0	
GRANTHAM, TRAVIS - DIST 14	3	3	0	
HENDRIX, LAURIN - DIST 14	3	3	0	
REESE, BRANDY - DIST 14	3	3	0	
HUDELSON, ROB - DIST 16	0	0	0	
MARTINEZ, TERESA - DIST 16	0	0	0	
SEAMAN, KEITH - DIST 16	0	0	0	
PENA, MICHELE - DIST 23	4	4	0	
LUGO, JESUS JR. - DIST 23	2	2	0	
SANDOVAL, MARIANA - DIST 23	1	1	0	
PAYNE, KEVIN - DIST 27	2	2	0	
TOMA, BEN - DIST 27	4	4	0	
KISSINGER, DON - DIST 27	7	7	0	
LIVINGSTON, DAVID - DIST 28	4	4	0	
PINGERELLI, BEVERLY - DIST 28	5	5	0	
HOLBROOK, STEPHANIE BLAIR - DIST 28	5	5	0	
MONTENEGRO, STEVE - DIST 29	3	3	0	
SMITH, AUSTIN - DIST 29	2	2	0	
PODEYN, SCOTT - DIST 29	2	2	0	
TOTAL	220	220	0	

Comments for why a discrepancy occurred:

Race Category: STATEWIDE BALLOT MEASURE		Race: PROPOSITION 129		
Candidate's	Hand Count Total	Machine Total	Absolute Difference	
PROP 129 - YES	82	82	0	
PROP 129 - NO	94	94	0	
TOTAL	176	176	0	

Comments for why a discrepancy occurred:

EARLY VOTING (EV) BALLOT AUDIT HAND COUNT REPORT - OPTICAL SCAN BALLOTS

EV Batch# **10** #per Batch: **199**

Date of Election: **November 8, 2022**

Race Category: FEDERAL CANDIDATE		Race: US REPRESENTATIVE		
Candidate's	Hand Count Total	Machine Total	Absolute Difference	
SCHWEIKERT, DAVID - DIST 1	46	46	0	
HODGE, JEVIN D. - DIST 1	57	57	0	
CRANE, ELI - DIST 2	0	0	0	
O'HALLERAN, TOM - DIST 2	0	0	0	
ZINK, JEFF NELSON - DIST 3	4	4	0	
GALLEGO, RUBEN - DIST 3	14	14	0	
COOPER, KELLY - DIST 4	1	1	0	
STANTON, GREG - DIST 4	13	13	0	
BIGGS, ANDY - DIST 5	2	2	0	
RAMOS, JAVIER GARCIA - DIST 5	1	1	0	
SMITH, CLINT WILLIAM - DIST 5	0	0	0	
POZZOLO, LUIS - DIST 7	0	0	0	
GRIJALVA, RAUL - DIST 7	0	0	0	
TOTAL	138	138	0	

Comments for why a discrepancy occurred:

Race Category: STATEWIDE CANDIDATE		Race: GOVERNOR		
Candidate's	Hand Count Total	Machine Total	Absolute Difference	
LAKE, KARI	66	66	0	
HOBBS, KATIE	132	132	0	
TOTAL	198	198	0	

Comments for why a discrepancy occurred:

Race Category: STATE LEGISLATIVE		Race: STATE REPRESENTATIVE		
Candidate's	Hand Count Total	Machine Total	Absolute Difference	
LAMAR, CHRISTIAN - DIST 2	26	26	0	
WILMETH, JUSTIN - DIST 2	29	29	0	
SCHWIEBERT, JUDY - DIST 2	37	37	0	
GRESS, MATT - DIST 4	15	15	0	
SYMS, MARIA - DIST 4	11	11	0	
TERECH, LAURA - DIST 4	20	20	0	
TREADWELL, JENNIFER "JENN" - DIST 5	8	8	0	
LONGDON, JENNIFER - DIST 5	13	13	0	
SHAH, AMISH - DIST 5	12	12	0	
DARROW, CADEN - DIST 8	0	0	0	
LOUGHRIGE, BILL - DIST 8	0	0	0	
HERNANDEZ, MELODY - DIST 8	12	12	0	
SALMAN, ATHENA - DIST 8	12	12	0	
MENDOZA, MARY ANN - DIST 9	1	1	0	
PEARCE, KATHY - DIST 9	1	1	0	
AUSTIN, LORENA - DIST 9	1	1	0	
BLATTMAN, SETH - DIST 9	1	1	0	
HEAP, JUSTIN - DIST 10	0	0	0	
PARKER, BARBARA ROWLEY - DIST 10	0	0	0	
HUNTER, HELEN - DIST 10	1	1	0	
PENA M., TATIANA - DIST 11	1	1	0	
DE LOS SANTOS, OSCAR - DIST 11	6	6	0	
QUINONEZ, MARCELINO - DIST 11	5	5	0	
CHASTON, JAMES "JIM" - DIST 12	0	0	0	
ROE, TERRY - DIST 12	0	0	0	
CONTRERAS, PATRICIA "PATTY" - DIST 12	2	2	0	
TRAVERS, ANASTASIA "STACEY" - DIST 12	4	4	0	
HARRIS, LIZ - DIST 13	0	0	0	
WILLOUGHBY, JULIE - DIST 13	0	0	0	
PAWLIK, JENNIFER - DIST 13	0	0	0	
GRANTHAM, TRAVIS - DIST 14	1	1	0	
HENDRIX, LAURIN - DIST 14	1	1	0	
REESE, BRANDY - DIST 14	0	0	0	
HUDELSON, ROB - DIST 16	0	0	0	
MARTINEZ, TERESA - DIST 16	0	0	0	
SEAMAN, KEITH - DIST 16	0	0	0	
PENA, MICHELE - DIST 23	0	0	0	
LUGO, JESUS JR. - DIST 23	0	0	0	
SANDOVAL, MARIANA - DIST 23	0	0	0	
PAYNE, KEVIN - DIST 27	10	10	0	
TOMA, BEN - DIST 27	13	13	0	
KISSINGER, DON - DIST 27	15	15	0	
LIVINGSTON, DAVID - DIST 28	5	5	0	
PINGERELLI, BEVERLY - DIST 28	3	3	0	
HOLBROOK, STEPHANIE BLAIR - DIST 28	3	3	0	
MONTENEGRO, STEVE - DIST 29	0	0	0	
SMITH, AUSTIN - DIST 29	0	0	0	
PODEYN, SCOTT - DIST 29	0	0	0	
TOTAL	269	269	0	

Comments for why a discrepancy occurred:

Race Category: STATEWIDE BALLOT MEASURE		Race: PROPOSITION 129		
Candidate's	Hand Count Total	Machine Total	Absolute Difference	
PROP 129 - YES	88	88	0	
PROP 129 - NO	97	97	0	
TOTAL	185	185	0	

Comments for why a discrepancy occurred:

EARLY VOTING (EV) BALLOT AUDIT HAND COUNT REPORT - OPTICAL SCAN BALLOTS

EV Batch# **27** #per Batch: **198**

Date of Election: **November 8, 2022**

Race Category: FEDERAL CANDIDATE		Race: US REPRESENTATIVE		
Candidate's	Hand Count Total	Machine Total	Absolute Difference	
SCHWEIKERT, DAVID - DIST 1	8	8	0	
HODGE, JEVIN D. - DIST 1	9	9	0	
CRANE, ELI - DIST 2	0	0	0	
O'HALLERAN, TOM - DIST 2	0	0	0	
ZINK, JEFF NELSON - DIST 3	1	1	0	
GALLEGO, RUBEN - DIST 3	2	2	0	
COOPER, KELLY - DIST 4	0	0	0	
STANTON, GREG - DIST 4	2	2	0	
BIGGS, ANDY - DIST 5	0	0	0	
RAMOS, JAVIER GARCIA - DIST 5	1	1	0	
SMITH, CLINT WILLIAM - DIST 5	1	1	0	
POZZOLO, LUIS - DIST 7	1	1	0	
GRIJALVA, RAUL - DIST 7	1	1	0	
TOTAL	26	26	0	

Comments for why a discrepancy occurred:

Race Category: STATEWIDE CANDIDATE		Race: GOVERNOR		
Candidate's	Hand Count Total	Machine Total	Absolute Difference	
LAKE, KARI	95	95	0	
HOBBS, KATIE	103	103	0	
TOTAL	198	198	0	

Comments for why a discrepancy occurred:

Race Category: STATE LEGISLATIVE		Race: STATE REPRESENTATIVE		
Candidate's	Hand Count Total	Machine Total	Absolute Difference	
LAMAR, CHRISTIAN - DIST 2	5	5	0	
WILMETH, JUSTIN - DIST 2	6	6	0	
SCHWIEBERT, JUDY - DIST 2	8	8	0	
GRESS, MATT - DIST 4	1	1	0	
SYMS, MARIA - DIST 4	2	2	0	
TERECH, LAURA - DIST 4	1	1	0	
TREADWELL, JENNIFER "JENN" - DIST 5	1	1	0	
LONGDON, JENNIFER - DIST 5	0	0	0	
SHAH, AMISH - DIST 5	1	1	0	
DARROW, CADEN - DIST 8	2	2	0	
LOUGHRIGE, BILL - DIST 8	2	2	0	
HERNANDEZ, MELODY - DIST 8	2	2	0	
SALMAN, ATHENA - DIST 8	2	2	0	
MENDOZA, MARY ANN - DIST 9	0	0	0	
PEARCE, KATHY - DIST 9	0	0	0	
AUSTIN, LORENA - DIST 9	0	0	0	
BLATTMAN, SETH - DIST 9	0	0	0	
HEAP, JUSTIN - DIST 10	1	1	0	
PARKER, BARBARA ROWLEY - DIST 10	1	1	0	
HUNTER, HELEN - DIST 10	2	2	0	
PENA M., TATIANA - DIST 11	0	0	0	
DE LOS SANTOS, OSCAR - DIST 11	0	0	0	
QUINONEZ, MARCELINO - DIST 11	0	0	0	
CHASTON, JAMES "JIM" - DIST 12	0	0	0	
ROE, TERRY - DIST 12	0	0	0	
CONTRERAS, PATRICIA "PATTY" - DIST 12	0	0	0	
TRAVERS, ANASTASIA "STACEY" - DIST 12	0	0	0	
HARRIS, LIZ - DIST 13	0	0	0	
WILLOUGHBY, JULIE - DIST 13	0	0	0	
PAWLIK, JENNIFER - DIST 13	0	0	0	
GRANTHAM, TRAVIS - DIST 14	0	0	0	
HENDRIX, LAURIN - DIST 14	0	0	0	
REESE, BRANDY - DIST 14	0	0	0	
HUDELSON, ROB - DIST 16	0	0	0	
MARTINEZ, TERESA - DIST 16	0	0	0	
SEAMAN, KEITH - DIST 16	0	0	0	
PENA, MICHELE - DIST 23	0	0	0	
LUGO, JESUS JR. - DIST 23	0	0	0	
SANDOVAL, MARIANA - DIST 23	0	0	0	
PAYNE, KEVIN - DIST 27	31	31	0	
TOMA, BEN - DIST 27	34	34	0	
KISSINGER, DON - DIST 27	38	38	0	
LIVINGSTON, DAVID - DIST 28	26	26	0	
PINGERELLI, BEVERLY - DIST 28	28	28	0	
HOLBROOK, STEPHANIE BLAIR - DIST 28	21	21	0	
MONTENEGRO, STEVE - DIST 29	18	18	0	
SMITH, AUSTIN - DIST 29	16	16	0	
PODEYN, SCOTT - DIST 29	11	11	0	
TOTAL	260	260	0	

Comments for why a discrepancy occurred:

Race Category: STATEWIDE BALLOT MEASURE		Race: PROPOSITION 129		
Candidate's	Hand Count Total	Machine Total	Absolute Difference	
PROP 129 - YES	91	91	0	
PROP 129 - NO	90	90	0	
TOTAL	181	181	0	

Comments for why a discrepancy occurred:

EARLY VOTING (EV) BALLOT AUDIT HAND COUNT REPORT - OPTICAL SCAN BALLOTS

EV Batch# **8** #per Batch: **200**

Date of Election: **November 8, 2022**

Race Category: FEDERAL CANDIDATE		Race: US REPRESENTATIVE		
Candidate's	Hand Count Total	Machine Total	Absolute Difference	
SCHWEIKERT, DAVID - DIST 1	73	73	0	
HODGE, JEVIN D. - DIST 1	67	67	0	
CRANE, ELI - DIST 2	0	0	0	
O'HALLERAN, TOM - DIST 2	0	0	0	
ZINK, JEFF NELSON - DIST 3	0	0	0	
GALLEGO, RUBEN - DIST 3	0	0	0	
COOPER, KELLY - DIST 4	1	1	0	
STANTON, GREG - DIST 4	1	1	0	
BIGGS, ANDY - DIST 5	10	10	0	
RAMOS, JAVIER GARCIA - DIST 5	15	15	0	
SMITH, CLINT WILLIAM - DIST 5	0	0	0	
POZZOLO, LUIS - DIST 7	0	0	0	
GRIJALVA, RAUL - DIST 7	1	1	0	
TOTAL	168	168	0	

Comments for why a discrepancy occurred:

Race Category: STATEWIDE CANDIDATE		Race: GOVERNOR		
Candidate's	Hand Count Total	Machine Total	Absolute Difference	
LAKE, KARI	97	97	0	
HOBBS, KATIE	101	101	0	
TOTAL	198	198	0	

Comments for why a discrepancy occurred:

Race Category: STATE LEGISLATIVE		Race: STATE REPRESENTATIVE		
Candidate's	Hand Count Total	Machine Total	Absolute Difference	
LAMAR, CHRISTIAN - DIST 2	11	11	0	
WILMETH, JUSTIN - DIST 2	14	14	0	
SCHWIEBERT, JUDY - DIST 2	7	7	0	
GRESS, MATT - DIST 4	20	20	0	
SYMS, MARIA - DIST 4	15	15	0	
TERECH, LAURA - DIST 4	22	22	0	
TREADWELL, JENNIFER "JENN" - DIST 5	3	3	0	
LONGDON, JENNIFER - DIST 5	3	3	0	
SHAH, AMISH - DIST 5	2	2	0	
DARROW, CADEN - DIST 8	2	2	0	
LOUGHRIGE, BILL - DIST 8	2	2	0	
HERNANDEZ, MELODY - DIST 8	3	3	0	
SALMAN, ATHENA - DIST 8	3	3	0	
MENDOZA, MARY ANN - DIST 9	1	1	0	
PEARCE, KATHY - DIST 9	0	0	0	
AUSTIN, LORENA - DIST 9	0	0	0	
BLATTMAN, SETH - DIST 9	0	0	0	
HEAP, JUSTIN - DIST 10	0	0	0	
PARKER, BARBARA ROWLEY - DIST 10	0	0	0	
HUNTER, HELEN - DIST 10	0	0	0	
PENA M., TATIANA - DIST 11	0	0	0	
DE LOS SANTOS, OSCAR - DIST 11	0	0	0	
QUINONEZ, MARCELINO - DIST 11	0	0	0	
CHASTON, JAMES "JIM" - DIST 12	0	0	0	
ROE, TERRY - DIST 12	0	0	0	
CONTRERAS, PATRICIA "PATTY" - DIST 12	0	0	0	
TRAVERS, ANASTASIA "STACEY" - DIST 12	0	0	0	
HARRIS, LIZ - DIST 13	6	6	0	
WILLOUGHBY, JULIE - DIST 13	7	7	0	
PAWLIK, JENNIFER - DIST 13	10	10	0	
GRANTHAM, TRAVIS - DIST 14	5	5	0	
HENDRIX, LAURIN - DIST 14	4	4	0	
REESE, BRANDY - DIST 14	5	5	0	
HUDELSON, ROB - DIST 16	0	0	0	
MARTINEZ, TERESA - DIST 16	0	0	0	
SEAMAN, KEITH - DIST 16	0	0	0	
PENA, MICHELE - DIST 23	1	1	0	
LUGO, JESUS JR. - DIST 23	0	0	0	
SANDOVAL, MARIANA - DIST 23	0	0	0	
PAYNE, KEVIN - DIST 27	1	1	0	
TOMA, BEN - DIST 27	3	3	0	
KISSINGER, DON - DIST 27	7	7	0	
LIVINGSTON, DAVID - DIST 28	5	5	0	
PINGERELLI, BEVERLY - DIST 28	7	7	0	
HOLBROOK, STEPHANIE BLAIR - DIST 28	4	4	0	
MONTENEGRO, STEVE - DIST 29	3	3	0	
SMITH, AUSTIN - DIST 29	2	2	0	
PODEYN, SCOTT - DIST 29	2	2	0	
TOTAL	180	180	0	

Comments for why a discrepancy occurred:

Race Category: STATEWIDE BALLOT MEASURE		Race: PROPOSITION 129		
Candidate's	Hand Count Total	Machine Total	Absolute Difference	
PROP 129 - YES	91	91	0	
PROP 129 - NO	94	94	0	
TOTAL	185	185	0	

Comments for why a discrepancy occurred:

EARLY VOTING (EV) BALLOT AUDIT HAND COUNT REPORT - OPTICAL SCAN BALLOTS

EV Batch# **34** #per Batch: **200**

Date of Election: **November 8, 2022**

Race Category: FEDERAL CANDIDATE		Race: US REPRESENTATIVE		
Candidate's	Hand Count Total	Machine Total	Absolute Difference	
SCHWEIKERT, DAVID - DIST 1	11	11	0	
HODGE, JEVIN D. - DIST 1	5	5	0	
CRANE, ELI - DIST 2	0	0	0	
O'HALLERAN, TOM - DIST 2	0	0	0	
ZINK, JEFF NELSON - DIST 3	2	2	0	
GALLEGO, RUBEN - DIST 3	8	8	0	
COOPER, KELLY - DIST 4	10	10	0	
STANTON, GREG - DIST 4	45	45	0	
BIGGS, ANDY - DIST 5	3	3	0	
RAMOS, JAVIER GARCIA - DIST 5	2	2	0	
SMITH, CLINT WILLIAM - DIST 5	1	1	0	
POZZOLO, LUIS - DIST 7	0	0	0	
GRIJALVA, RAUL - DIST 7	1	1	0	
TOTAL	88	88	0	

Comments for why a discrepancy occurred:

Race Category: STATEWIDE CANDIDATE		Race: GOVERNOR		
Candidate's	Hand Count Total	Machine Total	Absolute Difference	
LAKE, KARI	77	77	0	
HOBBS, KATIE	121	121	0	
TOTAL	198	198	0	

Comments for why a discrepancy occurred:

Race Category: STATE LEGISLATIVE		Race: STATE REPRESENTATIVE		
Candidate's	Hand Count Total	Machine Total	Absolute Difference	
LAMAR, CHRISTIAN - DIST 2	1	1	0	
WILMETH, JUSTIN - DIST 2	1	1	0	
SCHWIEBERT, JUDY - DIST 2	3	3	0	
GRESS, MATT - DIST 4	1	1	0	
SYMS, MARIA - DIST 4	1	1	0	
TERECH, LAURA - DIST 4	1	1	0	
TREADWELL, JENNIFER "JENN" - DIST 5	0	0	0	
LONGDON, JENNIFER - DIST 5	0	0	0	
SHAH, AMISH - DIST 5	0	0	0	
DARROW, CADEN - DIST 8	1	1	0	
LOUGHRIGE, BILL - DIST 8	2	2	0	
HERNANDEZ, MELODY - DIST 8	24	24	0	
SALMAN, ATHENA - DIST 8	26	26	0	
MENDOZA, MARY ANN - DIST 9	0	0	0	
PEARCE, KATHY - DIST 9	0	0	0	
AUSTIN, LORENA - DIST 9	3	3	0	
BLATTMAN, SETH - DIST 9	3	3	0	
HEAP, JUSTIN - DIST 10	3	3	0	
PARKER, BARBARA ROWLEY - DIST 10	2	2	0	
HUNTER, HELEN - DIST 10	2	2	0	
PENA M., TATIANA - DIST 11	2	2	0	
DE LOS SANTOS, OSCAR - DIST 11	6	6	0	
QUINONEZ, MARCELINO - DIST 11	6	6	0	
CHASTON, JAMES "JIM" - DIST 12	6	6	0	
ROE, TERRY - DIST 12	6	6	0	
CONTRERAS, PATRICIA "PATTY" - DIST 12	15	15	0	
TRAVERS, ANASTASIA "STACEY" - DIST 12	14	14	0	
HARRIS, LIZ - DIST 13	0	0	0	
WILLOUGHBY, JULIE - DIST 13	0	0	0	
PAWLIK, JENNIFER - DIST 13	1	1	0	
GRANTHAM, TRAVIS - DIST 14	0	0	0	
HENDRIX, LAURIN - DIST 14	0	0	0	
REESE, BRANDY - DIST 14	1	1	0	
HUDELSON, ROB - DIST 16	0	0	0	
MARTINEZ, TERESA - DIST 16	0	0	0	
SEAMAN, KEITH - DIST 16	0	0	0	
PENA, MICHELE - DIST 23	0	0	0	
LUGO, JESUS JR. - DIST 23	0	0	0	
SANDOVAL, MARIANA - DIST 23	0	0	0	
PAYNE, KEVIN - DIST 27	0	0	0	
TOMA, BEN - DIST 27	0	0	0	
KISSINGER, DON - DIST 27	2	2	0	
LIVINGSTON, DAVID - DIST 28	48	48	0	
PINGERELLI, BEVERLY - DIST 28	46	46	0	
HOLBROOK, STEPHANIE BLAIR - DIST 28	47	47	0	
MONTENEGRO, STEVE - DIST 29	6	6	0	
SMITH, AUSTIN - DIST 29	6	6	0	
PODEYN, SCOTT - DIST 29	0	0	0	
TOTAL	286	286	0	

Comments for why a discrepancy occurred:

Race Category: STATEWIDE BALLOT MEASURE		Race: PROPOSITION 129		
Candidate's	Hand Count Total	Machine Total	Absolute Difference	
PROP 129 - YES	97	97	0	
PROP 129 - NO	90	90	0	
TOTAL	187	187	0	

Comments for why a discrepancy occurred:

EARLY VOTING (EV) BALLOT AUDIT HAND COUNT REPORT - OPTICAL SCAN BALLOTS

EV Batch# **21** #per Batch: **198**

Date of Election: **November 8, 2022**

Race Category: FEDERAL CANDIDATE		Race: US REPRESENTATIVE		
Candidate's	Hand Count Total	Machine Total	Absolute Difference	
SCHWEIKERT, DAVID - DIST 1	18	18	0	
HODGE, JEVIN D. - DIST 1	44	44	0	
CRANE, ELI - DIST 2	0	0	0	
O'HALLERAN, TOM - DIST 2	0	0	0	
ZINK, JEFF NELSON - DIST 3	2	2	0	
GALLEGO, RUBEN - DIST 3	9	9	0	
COOPER, KELLY - DIST 4	11	11	0	
STANTON, GREG - DIST 4	21	21	0	
BIGGS, ANDY - DIST 5	32	32	0	
RAMOS, JAVIER GARCIA - DIST 5	27	27	0	
SMITH, CLINT WILLIAM - DIST 5	2	2	0	
POZZOLO, LUIS - DIST 7	0	0	0	
GRIJALVA, RAUL - DIST 7	3	3	0	
TOTAL	169	169	0	

Comments for why a discrepancy occurred:

Race Category: STATEWIDE CANDIDATE		Race: GOVERNOR		
Candidate's	Hand Count Total	Machine Total	Absolute Difference	
LAKE, KARI	72	72	0	
HOBBS, KATIE	123	123	0	
TOTAL	195	195	0	

Comments for why a discrepancy occurred:

Race Category: STATE LEGISLATIVE		Race: STATE REPRESENTATIVE		
Candidate's	Hand Count Total	Machine Total	Absolute Difference	
LAMAR, CHRISTIAN - DIST 2	1	1	0	
WILMETH, JUSTIN - DIST 2	1	1	0	
SCHWIEBERT, JUDY - DIST 2	6	6	0	
GRESS, MATT - DIST 4	11	11	0	
SYMS, MARIA - DIST 4	16	16	0	
TERECH, LAURA - DIST 4	28	28	0	
TREADWELL, JENNIFER "JENN" - DIST 5	3	3	0	
LONGDON, JENNIFER - DIST 5	7	7	0	
SHAH, AMISH - DIST 5	8	8	0	
DARROW, CADEN - DIST 8	0	0	0	
LOUGHRIGE, BILL - DIST 8	0	0	0	
HERNANDEZ, MELODY - DIST 8	3	3	0	
SALMAN, ATHENA - DIST 8	3	3	0	
MENDOZA, MARY ANN - DIST 9	1	1	0	
PEARCE, KATHY - DIST 9	1	1	0	
AUSTIN, LORENA - DIST 9	1	1	0	
BLATTMAN, SETH - DIST 9	1	1	0	
HEAP, JUSTIN - DIST 10	1	1	0	
PARKER, BARBARA ROWLEY - DIST 10	3	3	0	
HUNTER, HELEN - DIST 10	1	1	0	
PENA M., TATIANA - DIST 11	1	1	0	
DE LOS SANTOS, OSCAR - DIST 11	4	4	0	
QUINONEZ, MARCELINO - DIST 11	4	4	0	
CHASTON, JAMES "JIM" - DIST 12	8	8	0	
ROE, TERRY - DIST 12	8	8	0	
CONTRERAS, PATRICIA "PATTY" - DIST 12	17	17	0	
TRAVERS, ANASTASIA "STACEY" - DIST 12	17	17	0	
HARRIS, LIZ - DIST 13	7	7	0	
WILLOUGHBY, JULIE - DIST 13	8	8	0	
PAWLIK, JENNIFER - DIST 13	15	15	0	
GRANTHAM, TRAVIS - DIST 14	8	8	0	
HENDRIX, LAURIN - DIST 14	9	9	0	
REESE, BRANDY - DIST 14	4	4	0	
HUDELSON, ROB - DIST 16	0	0	0	
MARTINEZ, TERESA - DIST 16	0	0	0	
SEAMAN, KEITH - DIST 16	0	0	0	
PENA, MICHELE - DIST 23	3	3	0	
LUGO, JESUS JR. - DIST 23	1	1	0	
SANDOVAL, MARIANA - DIST 23	1	1	0	
PAYNE, KEVIN - DIST 27	0	0	0	
TOMA, BEN - DIST 27	0	0	0	
KISSINGER, DON - DIST 27	0	0	0	
LIVINGSTON, DAVID - DIST 28	0	0	0	
PINGERELLI, BEVERLY - DIST 28	0	0	0	
HOLBROOK, STEPHANIE BLAIR - DIST 28	0	0	0	
MONTENEGRO, STEVE - DIST 29	4	4	0	
SMITH, AUSTIN - DIST 29	3	3	0	
PODEYN, SCOTT - DIST 29	6	6	0	
TOTAL	224	224	0	

Comments for why a discrepancy occurred:

Race Category: STATEWIDE BALLOT MEASURE		Race: PROPOSITION 129		
Candidate's	Hand Count Total	Machine Total	Absolute Difference	
PROP 129 - YES	82	82	0	
PROP 129 - NO	101	101	0	
TOTAL	183	183	0	

Comments for why a discrepancy occurred:

EARLY VOTING (EV) BALLOT AUDIT HAND COUNT REPORT - OPTICAL SCAN BALLOTS

EV Batch# 25 #per Batch: 200

Date of Election: November 8, 2022

Race Category: FEDERAL CANDIDATE		Race: US REPRESENTATIVE		
Candidate's	Hand Count Total	Machine Total	Absolute Difference	
SCHWEIKERT, DAVID - DIST 1	28	28	0	
HODGE, JEVIN D. - DIST 1	19	19	0	
CRANE, ELI - DIST 2	0	0	0	
O'HALLERAN, TOM - DIST 2	0	0	0	
ZINK, JEFF NELSON - DIST 3	1	1	0	
GALLEGO, RUBEN - DIST 3	9	9	0	
COOPER, KELLY - DIST 4	4	4	0	
STANTON, GREG - DIST 4	16	16	0	
BIGGS, ANDY - DIST 5	1	1	0	
RAMOS, JAVIER GARCIA - DIST 5	0	0	0	
SMITH, CLINT WILLIAM - DIST 5	0	0	0	
POZZOLO, LUIS - DIST 7	0	0	0	
GRIJALVA, RAUL - DIST 7	0	0	0	
TOTAL	78	78	0	

Comments for why a discrepancy occurred:

Race Category: STATEWIDE CANDIDATE		Race: GOVERNOR		
Candidate's	Hand Count Total	Machine Total	Absolute Difference	
LAKE, KARI	87	87	0	
HOBBS, KATIE	113	113	0	
TOTAL	200	200	0	

Comments for why a discrepancy occurred:

Race Category: STATE LEGISLATIVE		Race: STATE REPRESENTATIVE		
Candidate's	Hand Count Total	Machine Total	Absolute Difference	
LAMAR, CHRISTIAN - DIST 2	1	1	0	
WILMETH, JUSTIN - DIST 2	1	1	0	
SCHWIEBERT, JUDY - DIST 2	2	2	0	
GRESS, MATT - DIST 4	3	3	0	
SYMS, MARIA - DIST 4	3	3	0	
TERECH, LAURA - DIST 4	4	4	0	
TREADWELL, JENNIFER "JENN" - DIST 5	1	1	0	
LONGDON, JENNIFER - DIST 5	7	7	0	
SHAH, AMISH - DIST 5	7	7	0	
DARROW, CADEN - DIST 8	0	0	0	
LOUGHRIGE, BILL - DIST 8	0	0	0	
HERNANDEZ, MELODY - DIST 8	0	0	0	
SALMAN, ATHENA - DIST 8	0	0	0	
MENDOZA, MARY ANN - DIST 9	0	0	0	
PEARCE, KATHY - DIST 9	0	0	0	
AUSTIN, LORENA - DIST 9	2	2	0	
BLATTMAN, SETH - DIST 9	2	2	0	
HEAP, JUSTIN - DIST 10	0	0	0	
PARKER, BARBARA ROWLEY - DIST 10	0	0	0	
HUNTER, HELEN - DIST 10	0	0	0	
PENA M., TATIANA - DIST 11	0	0	0	
DE LOS SANTOS, OSCAR - DIST 11	0	0	0	
QUINONEZ, MARCELINO - DIST 11	0	0	0	
CHASTON, JAMES "JIM" - DIST 12	3	3	0	
ROE, TERRY - DIST 12	4	4	0	
CONTRERAS, PATRICIA "PATTY" - DIST 12	9	9	0	
TRAVERS, ANASTASIA "STACEY" - DIST 12	9	9	0	
HARRIS, LIZ - DIST 13	2	2	0	
WILLOUGHBY, JULIE - DIST 13	2	2	0	
PAWLIK, JENNIFER - DIST 13	4	4	0	
GRANTHAM, TRAVIS - DIST 14	0	0	0	
HENDRIX, LAURIN - DIST 14	0	0	0	
REESE, BRANDY - DIST 14	0	0	0	
HUDELSON, ROB - DIST 16	0	0	0	
MARTINEZ, TERESA - DIST 16	0	0	0	
SEAMAN, KEITH - DIST 16	0	0	0	
PENA, MICHELE - DIST 23	0	0	0	
LUGO, JESUS JR. - DIST 23	0	0	0	
SANDOVAL, MARIANA - DIST 23	0	0	0	
PAYNE, KEVIN - DIST 27	15	15	0	
TOMA, BEN - DIST 27	13	13	0	
KISSINGER, DON - DIST 27	29	29	0	
LIVINGSTON, DAVID - DIST 28	25	25	0	
PINGERELLI, BEVERLY - DIST 28	27	27	0	
HOLBROOK, STEPHANIE BLAIR - DIST 28	14	14	0	
MONTENEGRO, STEVE - DIST 29	12	12	0	
SMITH, AUSTIN - DIST 29	11	11	0	
PODEYN, SCOTT - DIST 29	15	15	0	
TOTAL	227	227	0	

Comments for why a discrepancy occurred:

Race Category: STATEWIDE BALLOT MEASURE		Race: PROPOSITION 129		
Candidate's	Hand Count Total	Machine Total	Absolute Difference	
PROP 129 - YES	103	103	0	
PROP 129 - NO	78	78	0	
TOTAL	181	181	0	

Comments for why a discrepancy occurred:

EARLY VOTING (EV) BALLOT AUDIT HAND COUNT REPORT - OPTICAL SCAN BALLOTS

EV Batch# **44** #per Batch: **199**

Date of Election: **November 8, 2022**

Race Category: FEDERAL CANDIDATE		Race: US REPRESENTATIVE		
Candidate's	Hand Count Total	Machine Total	Absolute Difference	
SCHWEIKERT, DAVID - DIST 1	28	28	0	
HODGE, JEVIN D. - DIST 1	50	50	0	
CRANE, ELI - DIST 2	0	0	0	
O'HALLERAN, TOM - DIST 2	0	0	0	
ZINK, JEFF NELSON - DIST 3	2	2	0	
GALLEGO, RUBEN - DIST 3	6	6	0	
COOPER, KELLY - DIST 4	15	15	0	
STANTON, GREG - DIST 4	34	34	0	
BIGGS, ANDY - DIST 5	5	5	0	
RAMOS, JAVIER GARCIA - DIST 5	2	2	0	
SMITH, CLINT WILLIAM - DIST 5	0	0	0	
POZZOLO, LUIS - DIST 7	0	0	0	
GRIJALVA, RAUL - DIST 7	0	0	0	
TOTAL	142	142	0	

Comments for why a discrepancy occurred:

Race Category: STATEWIDE CANDIDATE		Race: GOVERNOR		
Candidate's	Hand Count Total	Machine Total	Absolute Difference	
LAKE, KARI	68	68	0	
HOBBS, KATIE	127	127	0	
TOTAL	195	195	0	

Comments for why a discrepancy occurred:

Race Category: STATE LEGISLATIVE		Race: STATE REPRESENTATIVE		
Candidate's	Hand Count Total	Machine Total	Absolute Difference	
LAMAR, CHRISTIAN - DIST 2	1	1	0	
WILMETH, JUSTIN - DIST 2	0	0	0	
SCHWIEBERT, JUDY - DIST 2	2	2	0	
GRESS, MATT - DIST 4	11	11	0	
SYMS, MARIA - DIST 4	12	12	0	
TERECH, LAURA - DIST 4	21	21	0	
TREADWELL, JENNIFER "JENN" - DIST 5	0	0	0	
LONGDON, JENNIFER - DIST 5	1	1	0	
SHAH, AMISH - DIST 5	0	0	0	
DARROW, CADEN - DIST 8	16	16	0	
LOUGHRIGE, BILL - DIST 8	13	13	0	
HERNANDEZ, MELODY - DIST 8	20	20	0	
SALMAN, ATHENA - DIST 8	23	23	0	
MENDOZA, MARY ANN - DIST 9	8	8	0	
PEARCE, KATHY - DIST 9	8	8	0	
AUSTIN, LORENA - DIST 9	14	14	0	
BLATTMAN, SETH - DIST 9	14	14	0	
HEAP, JUSTIN - DIST 10	0	0	0	
PARKER, BARBARA ROWLEY - DIST 10	0	0	0	
HUNTER, HELEN - DIST 10	0	0	0	
PENA M., TATIANA - DIST 11	1	1	0	
DE LOS SANTOS, OSCAR - DIST 11	2	2	0	
QUINONEZ, MARCELINO - DIST 11	2	2	0	
CHASTON, JAMES "JIM" - DIST 12	7	7	0	
ROE, TERRY - DIST 12	7	7	0	
CONTRERAS, PATRICIA "PATTY" - DIST 12	14	14	0	
TRAVERS, ANASTASIA "STACEY" - DIST 12	14	14	0	
HARRIS, LIZ - DIST 13	3	3	0	
WILLOUGHBY, JULIE - DIST 13	3	3	0	
PAWLIK, JENNIFER - DIST 13	1	1	0	
GRANTHAM, TRAVIS - DIST 14	0	0	0	
HENDRIX, LAURIN - DIST 14	2	2	0	
REESE, BRANDY - DIST 14	1	1	0	
HUDELSON, ROB - DIST 16	0	0	0	
MARTINEZ, TERESA - DIST 16	0	0	0	
SEAMAN, KEITH - DIST 16	0	0	0	
PENA, MICHELE - DIST 23	1	1	0	
LUGO, JESUS JR. - DIST 23	0	0	0	
SANDOVAL, MARIANA - DIST 23	0	0	0	
PAYNE, KEVIN - DIST 27	7	7	0	
TOMA, BEN - DIST 27	8	8	0	
KISSINGER, DON - DIST 27	9	9	0	
LIVINGSTON, DAVID - DIST 28	2	2	0	
PINGERELLI, BEVERLY - DIST 28	1	1	0	
HOLBROOK, STEPHANIE BLAIR - DIST 28	5	5	0	
MONTENEGRO, STEVE - DIST 29	5	5	0	
SMITH, AUSTIN - DIST 29	6	6	0	
PODEYN, SCOTT - DIST 29	6	6	0	
TOTAL	271	271	0	

Comments for why a discrepancy occurred:

Race Category: STATEWIDE BALLOT MEASURE		Race: PROPOSITION 129		
Candidate's	Hand Count Total	Machine Total	Absolute Difference	
PROP 129 - YES	92	92	0	
PROP 129 - NO	89	89	0	
TOTAL	181	181	0	

Comments for why a discrepancy occurred:

EARLY VOTING (EV) BALLOT AUDIT HAND COUNT REPORT - OPTICAL SCAN BALLOTS

EV Batch# **35** #per Batch: **198**

Date of Election: **November 8, 2022**

Race Category: FEDERAL CANDIDATE		Race: US REPRESENTATIVE		
Candidate's	Hand Count Total	Machine Total	Absolute Difference	
SCHWEIKERT, DAVID - DIST 1	10	10	0	
HODGE, JEVIN D. - DIST 1	23	23	0	
CRANE, ELI - DIST 2	0	0	0	
O'HALLERAN, TOM - DIST 2	0	0	0	
ZINK, JEFF NELSON - DIST 3	11	11	0	
GALLEGO, RUBEN - DIST 3	30	30	0	
COOPER, KELLY - DIST 4	1	1	0	
STANTON, GREG - DIST 4	4	4	0	
BIGGS, ANDY - DIST 5	0	0	0	
RAMOS, JAVIER GARCIA - DIST 5	0	0	0	
SMITH, CLINT WILLIAM - DIST 5	0	0	0	
POZZOLO, LUIS - DIST 7	1	1	0	
GRIJALVA, RAUL - DIST 7	0	0	0	
TOTAL	80	80	0	

Comments for why a discrepancy occurred:

Race Category: STATEWIDE CANDIDATE		Race: GOVERNOR		
Candidate's	Hand Count Total	Machine Total	Absolute Difference	
LAKE, KARI	84	84	0	
HOBBS, KATIE	111	111	0	
TOTAL	195	195	0	

Comments for why a discrepancy occurred:

Race Category: STATE LEGISLATIVE		Race: STATE REPRESENTATIVE		
Candidate's	Hand Count Total	Machine Total	Absolute Difference	
LAMAR, CHRISTIAN - DIST 2	8	8	0	
WILMETH, JUSTIN - DIST 2	11	11	0	
SCHWIEBERT, JUDY - DIST 2	19	19	0	
GRESS, MATT - DIST 4	3	3	0	
SYMS, MARIA - DIST 4	5	5	0	
TERECH, LAURA - DIST 4	11	11	0	
TREADWELL, JENNIFER "JENN" - DIST 5	0	0	0	
LONGDON, JENNIFER - DIST 5	5	5	0	
SHAH, AMISH - DIST 5	4	4	0	
DARROW, CADEN - DIST 8	3	3	0	
LOUGHRIGE, BILL - DIST 8	3	3	0	
HERNANDEZ, MELODY - DIST 8	4	4	0	
SALMAN, ATHENA - DIST 8	5	5	0	
MENDOZA, MARY ANN - DIST 9	0	0	0	
PEARCE, KATHY - DIST 9	0	0	0	
AUSTIN, LORENA - DIST 9	0	0	0	
BLATTMAN, SETH - DIST 9	0	0	0	
HEAP, JUSTIN - DIST 10	0	0	0	
PARKER, BARBARA ROWLEY - DIST 10	0	0	0	
HUNTER, HELEN - DIST 10	1	1	0	
PENA M., TATIANA - DIST 11	12	12	0	
DE LOS SANTOS, OSCAR - DIST 11	18	18	0	
QUINONEZ, MARCELINO - DIST 11	22	22	0	
CHASTON, JAMES "JIM" - DIST 12	1	1	0	
ROE, TERRY - DIST 12	1	1	0	
CONTRERAS, PATRICIA "PATTY" - DIST 12	2	2	0	
TRAVERS, ANASTASIA "STACEY" - DIST 12	1	1	0	
HARRIS, LIZ - DIST 13	0	0	0	
WILLOUGHBY, JULIE - DIST 13	0	0	0	
PAWLIK, JENNIFER - DIST 13	0	0	0	
GRANTHAM, TRAVIS - DIST 14	0	0	0	
HENDRIX, LAURIN - DIST 14	0	0	0	
REESE, BRANDY - DIST 14	0	0	0	
HUDELSON, ROB - DIST 16	0	0	0	
MARTINEZ, TERESA - DIST 16	0	0	0	
SEAMAN, KEITH - DIST 16	0	0	0	
PENA, MICHELE - DIST 23	0	0	0	
LUGO, JESUS JR. - DIST 23	0	0	0	
SANDOVAL, MARIANA - DIST 23	0	0	0	
PAYNE, KEVIN - DIST 27	44	44	0	
TOMA, BEN - DIST 27	42	42	0	
KISSINGER, DON - DIST 27	19	19	0	
LIVINGSTON, DAVID - DIST 28	5	5	0	
PINGERELLI, BEVERLY - DIST 28	7	7	0	
HOLBROOK, STEPHANIE BLAIR - DIST 28	6	6	0	
MONTENEGRO, STEVE - DIST 29	0	0	0	
SMITH, AUSTIN - DIST 29	0	0	0	
PODEYN, SCOTT - DIST 29	0	0	0	
TOTAL	262	262	0	

Comments for why a discrepancy occurred:

Race Category: STATEWIDE BALLOT MEASURE		Race: PROPOSITION 129		
Candidate's	Hand Count Total	Machine Total	Absolute Difference	
PROP 129 - YES	95	95	0	
PROP 129 - NO	100	100	0	
TOTAL	195	195	0	

Comments for why a discrepancy occurred:

EARLY VOTING (EV) BALLOT AUDIT HAND COUNT REPORT - OPTICAL SCAN BALLOTS

EV Batch# **28** #per Batch: **200**

Date of Election: **November 8, 2022**

Race Category: FEDERAL CANDIDATE		Race: US REPRESENTATIVE		
Candidate's	Hand Count Total	Machine Total	Absolute Difference	
SCHWEIKERT, DAVID - DIST 1	55	55	0	
HODGE, JEVIN D. - DIST 1	74	74	0	
CRANE, ELI - DIST 2	0	0	0	
O'HALLERAN, TOM - DIST 2	0	0	0	
ZINK, JEFF NELSON - DIST 3	3	3	0	
GALLEGO, RUBEN - DIST 3	4	4	0	
COOPER, KELLY - DIST 4	4	4	0	
STANTON, GREG - DIST 4	7	7	0	
BIGGS, ANDY - DIST 5	20	20	0	
RAMOS, JAVIER GARCIA - DIST 5	21	21	0	
SMITH, CLINT WILLIAM - DIST 5	4	4	0	
POZZOLO, LUIS - DIST 7	0	0	0	
GRIJALVA, RAUL - DIST 7	0	0	0	
TOTAL	192	192	0	

Comments for why a discrepancy occurred:

Race Category: STATEWIDE CANDIDATE		Race: GOVERNOR		
Candidate's	Hand Count Total	Machine Total	Absolute Difference	
LAKE, KARI	84	84	0	
HOBBS, KATIE	113	113	0	
TOTAL	197	197	0	

Comments for why a discrepancy occurred:

Race Category: STATE LEGISLATIVE		Race: STATE REPRESENTATIVE		
Candidate's	Hand Count Total	Machine Total	Absolute Difference	
LAMAR, CHRISTIAN - DIST 2	0	0	0	
WILMETH, JUSTIN - DIST 2	0	0	0	
SCHWIEBERT, JUDY - DIST 2	3	3	0	
GRESS, MATT - DIST 4	12	12	0	
SYMS, MARIA - DIST 4	11	11	0	
TERECH, LAURA - DIST 4	21	21	0	
TREADWELL, JENNIFER "JENN" - DIST 5	3	3	0	
LONGDON, JENNIFER - DIST 5	6	6	0	
SHAH, AMISH - DIST 5	7	7	0	
DARROW, CADEN - DIST 8	1	1	0	
LOUGHRIGE, BILL - DIST 8	1	1	0	
HERNANDEZ, MELODY - DIST 8	5	5	0	
SALMAN, ATHENA - DIST 8	5	5	0	
MENDOZA, MARY ANN - DIST 9	0	0	0	
PEARCE, KATHY - DIST 9	0	0	0	
AUSTIN, LORENA - DIST 9	1	1	0	
BLATTMAN, SETH - DIST 9	1	1	0	
HEAP, JUSTIN - DIST 10	7	7	0	
PARKER, BARBARA ROWLEY - DIST 10	7	7	0	
HUNTER, HELEN - DIST 10	10	10	0	
PENA M., TATIANA - DIST 11	3	3	0	
DE LOS SANTOS, OSCAR - DIST 11	2	2	0	
QUINONEZ, MARCELINO - DIST 11	2	2	0	
CHASTON, JAMES "JIM" - DIST 12	4	4	0	
ROE, TERRY - DIST 12	4	4	0	
CONTRERAS, PATRICIA "PATTY" - DIST 12	1	1	0	
TRAVERS, ANASTASIA "STACEY" - DIST 12	1	1	0	
HARRIS, LIZ - DIST 13	0	0	0	
WILLOUGHBY, JULIE - DIST 13	0	0	0	
PAWLIK, JENNIFER - DIST 13	0	0	0	
GRANTHAM, TRAVIS - DIST 14	4	4	0	
HENDRIX, LAURIN - DIST 14	4	4	0	
REESE, BRANDY - DIST 14	7	7	0	
HUDELSON, ROB - DIST 16	0	0	0	
MARTINEZ, TERESA - DIST 16	0	0	0	
SEAMAN, KEITH - DIST 16	0	0	0	
PENA, MICHELE - DIST 23	0	0	0	
LUGO, JESUS JR. - DIST 23	0	0	0	
SANDOVAL, MARIANA - DIST 23	0	0	0	
PAYNE, KEVIN - DIST 27	2	2	0	
TOMA, BEN - DIST 27	2	2	0	
KISSINGER, DON - DIST 27	0	0	0	
LIVINGSTON, DAVID - DIST 28	0	0	0	
PINGERELLI, BEVERLY - DIST 28	0	0	0	
HOLBROOK, STEPHANIE BLAIR - DIST 28	0	0	0	
MONTENEGRO, STEVE - DIST 29	0	0	0	
SMITH, AUSTIN - DIST 29	0	0	0	
PODEYN, SCOTT - DIST 29	0	0	0	
TOTAL	137	137	0	

Comments for why a discrepancy occurred:

Race Category: STATEWIDE BALLOT MEASURE		Race: PROPOSITION 129		
Candidate's	Hand Count Total	Machine Total	Absolute Difference	
PROP 129 - YES	93	93	0	
PROP 129 - NO	91	91	0	
TOTAL	184	184	0	

Comments for why a discrepancy occurred:

EARLY VOTING (EV) BALLOT AUDIT HAND COUNT REPORT - OPTICAL SCAN BALLOTS

EV Batch# **2** #per Batch: **198**

Date of Election: **November 8, 2022**

Race Category: FEDERAL CANDIDATE		Race: US REPRESENTATIVE		
Candidate's	Hand Count Total	Machine Total	Absolute Difference	
SCHWEIKERT, DAVID - DIST 1	23	23	0	
HODGE, JEVIN D. - DIST 1	36	36	0	
CRANE, ELI - DIST 2	0	0	0	
O'HALLERAN, TOM - DIST 2	0	0	0	
ZINK, JEFF NELSON - DIST 3	4	4	0	
GALLEGO, RUBEN - DIST 3	6	6	0	
COOPER, KELLY - DIST 4	11	11	0	
STANTON, GREG - DIST 4	17	17	0	
BIGGS, ANDY - DIST 5	2	2	0	
RAMOS, JAVIER GARCIA - DIST 5	9	9	0	
SMITH, CLINT WILLIAM - DIST 5	0	0	0	
POZZOLO, LUIS - DIST 7	2	2	0	
GRIJALVA, RAUL - DIST 7	6	6	0	
TOTAL	116	116	0	

Comments for why a discrepancy occurred:

Race Category: STATEWIDE CANDIDATE		Race: GOVERNOR		
Candidate's	Hand Count Total	Machine Total	Absolute Difference	
LAKE, KARI	77	77	0	
HOBBS, KATIE	120	120	0	
TOTAL	197	197	0	

Comments for why a discrepancy occurred:

Race Category: STATE LEGISLATIVE		Race: STATE REPRESENTATIVE		
Candidate's	Hand Count Total	Machine Total	Absolute Difference	
LAMAR, CHRISTIAN - DIST 2	3	3	0	
WILMETH, JUSTIN - DIST 2	3	3	0	
SCHWIEBERT, JUDY - DIST 2	4	4	0	
GRESS, MATT - DIST 4	15	15	0	
SYMS, MARIA - DIST 4	14	14	0	
TERECH, LAURA - DIST 4	19	19	0	
TREADWELL, JENNIFER "JENN" - DIST 5	4	4	0	
LONGDON, JENNIFER - DIST 5	5	5	0	
SHAH, AMISH - DIST 5	4	4	0	
DARROW, CADEN - DIST 8	5	5	0	
LOUGHRIGE, BILL - DIST 8	7	7	0	
HERNANDEZ, MELODY - DIST 8	5	5	0	
SALMAN, ATHENA - DIST 8	5	5	0	
MENDOZA, MARY ANN - DIST 9	3	3	0	
PEARCE, KATHY - DIST 9	4	4	0	
AUSTIN, LORENA - DIST 9	12	12	0	
BLATTMAN, SETH - DIST 9	11	11	0	
HEAP, JUSTIN - DIST 10	2	2	0	
PARKER, BARBARA ROWLEY - DIST 10	2	2	0	
HUNTER, HELEN - DIST 10	2	2	0	
PENA M., TATIANA - DIST 11	1	1	0	
DE LOS SANTOS, OSCAR - DIST 11	1	1	0	
QUINONEZ, MARCELINO - DIST 11	0	0	0	
CHASTON, JAMES "JIM" - DIST 12	0	0	0	
ROE, TERRY - DIST 12	0	0	0	
CONTRERAS, PATRICIA "PATTY" - DIST 12	3	3	0	
TRAVERS, ANASTASIA "STACEY" - DIST 12	3	3	0	
HARRIS, LIZ - DIST 13	2	2	0	
WILLOUGHBY, JULIE - DIST 13	2	2	0	
PAWLIK, JENNIFER - DIST 13	1	1	0	
GRANTHAM, TRAVIS - DIST 14	0	0	0	
HENDRIX, LAURIN - DIST 14	0	0	0	
REESE, BRANDY - DIST 14	2	2	0	
HUDELSON, ROB - DIST 16	0	0	0	
MARTINEZ, TERESA - DIST 16	0	0	0	
SEAMAN, KEITH - DIST 16	0	0	0	
PENA, MICHELE - DIST 23	2	2	0	
LUGO, JESUS JR. - DIST 23	1	1	0	
SANDOVAL, MARIANA - DIST 23	2	2	0	
PAYNE, KEVIN - DIST 27	1	1	0	
TOMA, BEN - DIST 27	1	1	0	
KISSINGER, DON - DIST 27	2	2	0	
LIVINGSTON, DAVID - DIST 28	22	22	0	
PINGERELLI, BEVERLY - DIST 28	24	24	0	
HOLBROOK, STEPHANIE BLAIR - DIST 28	29	29	0	
MONTENEGRO, STEVE - DIST 29	3	3	0	
SMITH, AUSTIN - DIST 29	3	3	0	
PODEYN, SCOTT - DIST 29	4	4	0	
TOTAL	238	238	0	

Comments for why a discrepancy occurred:

Race Category: STATEWIDE BALLOT MEASURE		Race: PROPOSITION 129		
Candidate's	Hand Count Total	Machine Total	Absolute Difference	
PROP 129 - YES	82	82	0	
PROP 129 - NO	98	98	0	
TOTAL	180	180	0	

Comments for why a discrepancy occurred:

EARLY VOTING (EV) BALLOT AUDIT HAND COUNT REPORT - OPTICAL SCAN BALLOTS

EV Batch# **33** #per Batch: **200**

Date of Election: **November 8, 2022**

Race Category: FEDERAL CANDIDATE		Race: US REPRESENTATIVE		
Candidate's	Hand Count Total	Machine Total	Absolute Difference	
SCHWEIKERT, DAVID - DIST 1	17	17	0	
HODGE, JEVIN D. - DIST 1	18	18	0	
CRANE, ELI - DIST 2	0	0	0	
O'HALLERAN, TOM - DIST 2	0	0	0	
ZINK, JEFF NELSON - DIST 3	1	1	0	
GALLEGO, RUBEN - DIST 3	8	8	0	
COOPER, KELLY - DIST 4	28	28	0	
STANTON, GREG - DIST 4	45	45	0	
BIGGS, ANDY - DIST 5	23	23	0	
RAMOS, JAVIER GARCIA - DIST 5	17	17	0	
SMITH, CLINT WILLIAM - DIST 5	4	4	0	
POZZOLO, LUIS - DIST 7	2	2	0	
GRIJALVA, RAUL - DIST 7	0	0	0	
TOTAL	163	163	0	

Comments for why a discrepancy occurred:

Race Category: STATEWIDE CANDIDATE		Race: GOVERNOR		
Candidate's	Hand Count Total	Machine Total	Absolute Difference	
LAKE, KARI	83	83	0	
HOBBS, KATIE	117	117	0	
TOTAL	200	200	0	

Comments for why a discrepancy occurred:

Race Category: STATE LEGISLATIVE		Race: STATE REPRESENTATIVE		
Candidate's	Hand Count Total	Machine Total	Absolute Difference	
LAMAR, CHRISTIAN - DIST 2	3	3	0	
WILMETH, JUSTIN - DIST 2	4	4	0	
SCHWIEBERT, JUDY - DIST 2	3	3	0	
GRESS, MATT - DIST 4	2	2	0	
SYMS, MARIA - DIST 4	1	1	0	
TERECH, LAURA - DIST 4	4	4	0	
TREADWELL, JENNIFER "JENN" - DIST 5	0	0	0	
LONGDON, JENNIFER - DIST 5	0	0	0	
SHAH, AMISH - DIST 5	0	0	0	
DARROW, CADEN - DIST 8	2	2	0	
LOUGHRIGE, BILL - DIST 8	2	2	0	
HERNANDEZ, MELODY - DIST 8	7	7	0	
SALMAN, ATHENA - DIST 8	7	7	0	
MENDOZA, MARY ANN - DIST 9	2	2	0	
PEARCE, KATHY - DIST 9	2	2	0	
AUSTIN, LORENA - DIST 9	2	2	0	
BLATTMAN, SETH - DIST 9	2	2	0	
HEAP, JUSTIN - DIST 10	15	15	0	
PARKER, BARBARA ROWLEY - DIST 10	16	16	0	
HUNTER, HELEN - DIST 10	21	21	0	
PENA M., TATIANA - DIST 11	1	1	0	
DE LOS SANTOS, OSCAR - DIST 11	5	5	0	
QUINONEZ, MARCELINO - DIST 11	5	5	0	
CHASTON, JAMES "JIM" - DIST 12	15	15	0	
ROE, TERRY - DIST 12	17	17	0	
CONTRERAS, PATRICIA "PATTY" - DIST 12	23	23	0	
TRAVERS, ANASTASIA "STACEY" - DIST 12	22	22	0	
HARRIS, LIZ - DIST 13	5	5	0	
WILLOUGHBY, JULIE - DIST 13	4	4	0	
PAWLIK, JENNIFER - DIST 13	5	5	0	
GRANTHAM, TRAVIS - DIST 14	3	3	0	
HENDRIX, LAURIN - DIST 14	4	4	0	
REESE, BRANDY - DIST 14	5	5	0	
HUDELSON, ROB - DIST 16	0	0	0	
MARTINEZ, TERESA - DIST 16	0	0	0	
SEAMAN, KEITH - DIST 16	0	0	0	
PENA, MICHELE - DIST 23	0	0	0	
LUGO, JESUS JR. - DIST 23	0	0	0	
SANDOVAL, MARIANA - DIST 23	0	0	0	
PAYNE, KEVIN - DIST 27	1	1	0	
TOMA, BEN - DIST 27	3	3	0	
KISSINGER, DON - DIST 27	1	1	0	
LIVINGSTON, DAVID - DIST 28	9	9	0	
PINGERELLI, BEVERLY - DIST 28	8	8	0	
HOLBROOK, STEPHANIE BLAIR - DIST 28	9	9	0	
MONTENEGRO, STEVE - DIST 29	3	3	0	
SMITH, AUSTIN - DIST 29	0	0	0	
PODEYN, SCOTT - DIST 29	2	2	0	
TOTAL	245	245	0	

Comments for why a discrepancy occurred:

Race Category: STATEWIDE BALLOT MEASURE		Race: PROPOSITION 129		
Candidate's	Hand Count Total	Machine Total	Absolute Difference	
PROP 129 - YES	79	79	0	
PROP 129 - NO	106	106	0	
TOTAL	185	185	0	

Comments for why a discrepancy occurred:

EARLY VOTING (EV) BALLOT AUDIT HAND COUNT REPORT - OPTICAL SCAN BALLOTS

EV Batch# **12** #per Batch: **195**

Date of Election: **November 8, 2022**

Race Category: FEDERAL CANDIDATE		Race: US REPRESENTATIVE		
Candidate's	Hand Count Total	Machine Total	Absolute Difference	
SCHWEIKERT, DAVID - DIST 1	16	16	0	
HODGE, JEVIN D. - DIST 1	20	20	0	
CRANE, ELI - DIST 2	0	0	0	
O'HALLERAN, TOM - DIST 2	0	0	0	
ZINK, JEFF NELSON - DIST 3	4	4	0	
GALLEGO, RUBEN - DIST 3	8	8	0	
COOPER, KELLY - DIST 4	16	16	0	
STANTON, GREG - DIST 4	25	25	0	
BIGGS, ANDY - DIST 5	34	34	0	
RAMOS, JAVIER GARCIA - DIST 5	26	26	0	
SMITH, CLINT WILLIAM - DIST 5	6	6	0	
POZZOLO, LUIS - DIST 7	1	1	0	
GRIJALVA, RAUL - DIST 7	1	1	0	
TOTAL	157	157	0	

Comments for why a discrepancy occurred:

Race Category: STATEWIDE CANDIDATE		Race: GOVERNOR		
Candidate's	Hand Count Total	Machine Total	Absolute Difference	
LAKE, KARI	89	89	0	
HOBBS, KATIE	103	103	0	
TOTAL	192	192	0	

Comments for why a discrepancy occurred:

Race Category: STATE LEGISLATIVE		Race: STATE REPRESENTATIVE		
Candidate's	Hand Count Total	Machine Total	Absolute Difference	
LAMAR, CHRISTIAN - DIST 2	3	3	0	
WILMETH, JUSTIN - DIST 2	3	3	0	
SCHWIEBERT, JUDY - DIST 2	4	4	0	
GRESS, MATT - DIST 4	5	5	0	
SYMS, MARIA - DIST 4	5	5	0	
TERECH, LAURA - DIST 4	9	9	0	
TREADWELL, JENNIFER "JENN" - DIST 5	1	1	0	
LONGDON, JENNIFER - DIST 5	1	1	0	
SHAH, AMISH - DIST 5	2	2	0	
DARROW, CADEN - DIST 8	0	0	0	
LOUGHRIGE, BILL - DIST 8	0	0	0	
HERNANDEZ, MELODY - DIST 8	3	3	0	
SALMAN, ATHENA - DIST 8	4	4	0	
MENDOZA, MARY ANN - DIST 9	1	1	0	
PEARCE, KATHY - DIST 9	1	1	0	
AUSTIN, LORENA - DIST 9	1	1	0	
BLATTMAN, SETH - DIST 9	1	1	0	
HEAP, JUSTIN - DIST 10	10	10	0	
PARKER, BARBARA ROWLEY - DIST 10	11	11	0	
HUNTER, HELEN - DIST 10	5	5	0	
PENA M., TATIANA - DIST 11	2	2	0	
DE LOS SANTOS, OSCAR - DIST 11	3	3	0	
QUINONEZ, MARCELINO - DIST 11	3	3	0	
CHASTON, JAMES "JIM" - DIST 12	5	5	0	
ROE, TERRY - DIST 12	4	4	0	
CONTRERAS, PATRICIA "PATTY" - DIST 12	12	12	0	
TRAVERS, ANASTASIA "STACEY" - DIST 12	13	13	0	
HARRIS, LIZ - DIST 13	20	20	0	
WILLOUGHBY, JULIE - DIST 13	21	21	0	
PAWLIK, JENNIFER - DIST 13	25	25	0	
GRANTHAM, TRAVIS - DIST 14	7	7	0	
HENDRIX, LAURIN - DIST 14	8	8	0	
REESE, BRANDY - DIST 14	7	7	0	
HUDELSON, ROB - DIST 16	0	0	0	
MARTINEZ, TERESA - DIST 16	0	0	0	
SEAMAN, KEITH - DIST 16	0	0	0	
PENA, MICHELE - DIST 23	0	0	0	
LUGO, JESUS JR. - DIST 23	1	1	0	
SANDOVAL, MARIANA - DIST 23	1	1	0	
PAYNE, KEVIN - DIST 27	0	0	0	
TOMA, BEN - DIST 27	0	0	0	
KISSINGER, DON - DIST 27	2	2	0	
LIVINGSTON, DAVID - DIST 28	0	0	0	
PINGERELLI, BEVERLY - DIST 28	0	0	0	
HOLBROOK, STEPHANIE BLAIR - DIST 28	0	0	0	
MONTENEGRO, STEVE - DIST 29	5	5	0	
SMITH, AUSTIN - DIST 29	5	5	0	
PODEYN, SCOTT - DIST 29	9	9	0	
TOTAL	223	223	0	

Comments for why a discrepancy occurred:

Race Category: STATEWIDE BALLOT MEASURE		Race: PROPOSITION 129		
Candidate's	Hand Count Total	Machine Total	Absolute Difference	
PROP 129 - YES	105	105	0	
PROP 129 - NO	71	71	0	
TOTAL	176	176	0	

Comments for why a discrepancy occurred:

EARLY VOTING (EV) BALLOT AUDIT HAND COUNT REPORT - OPTICAL SCAN BALLOTS

EV Batch# **47** #per Batch: **198**

Date of Election: **November 8, 2022**

Race Category: FEDERAL CANDIDATE		Race: US REPRESENTATIVE		
Candidate's	Hand Count Total	Machine Total	Absolute Difference	
SCHWEIKERT, DAVID - DIST 1	7	7	0	
HODGE, JEVIN D. - DIST 1	7	7	0	
CRANE, ELI - DIST 2	0	0	0	
O'HALLERAN, TOM - DIST 2	0	0	0	
ZINK, JEFF NELSON - DIST 3	4	4	0	
GALLEGO, RUBEN - DIST 3	14	14	0	
COOPER, KELLY - DIST 4	5	5	0	
STANTON, GREG - DIST 4	12	12	0	
BIGGS, ANDY - DIST 5	54	54	0	
RAMOS, JAVIER GARCIA - DIST 5	34	34	0	
SMITH, CLINT WILLIAM - DIST 5	8	8	0	
POZZOLO, LUIS - DIST 7	7	7	0	
GRIJALVA, RAUL - DIST 7	4	4	0	
TOTAL	156	156	0	

Comments for why a discrepancy occurred:

Race Category: STATEWIDE CANDIDATE		Race: GOVERNOR		
Candidate's	Hand Count Total	Machine Total	Absolute Difference	
LAKE, KARI	82	82	0	
HOBBS, KATIE	111	111	0	
TOTAL	193	193	0	

Comments for why a discrepancy occurred:

Race Category: STATE LEGISLATIVE		Race: STATE REPRESENTATIVE		
Candidate's	Hand Count Total	Machine Total	Absolute Difference	
LAMAR, CHRISTIAN - DIST 2	1	1	0	
WILMETH, JUSTIN - DIST 2	0	0	0	
SCHWIEBERT, JUDY - DIST 2	1	1	0	
GRESS, MATT - DIST 4	2	2	0	
SYMS, MARIA - DIST 4	1	1	0	
TERECH, LAURA - DIST 4	0	0	0	
TREADWELL, JENNIFER "JENN" - DIST 5	4	4	0	
LONGDON, JENNIFER - DIST 5	8	8	0	
SHAH, AMISH - DIST 5	7	7	0	
DARROW, CADEN - DIST 8	0	0	0	
LOUGHRIGE, BILL - DIST 8	0	0	0	
HERNANDEZ, MELODY - DIST 8	0	0	0	
SALMAN, ATHENA - DIST 8	0	0	0	
MENDOZA, MARY ANN - DIST 9	1	1	0	
PEARCE, KATHY - DIST 9	1	1	0	
AUSTIN, LORENA - DIST 9	0	0	0	
BLATTMAN, SETH - DIST 9	0	0	0	
HEAP, JUSTIN - DIST 10	2	2	0	
PARKER, BARBARA ROWLEY - DIST 10	3	3	0	
HUNTER, HELEN - DIST 10	4	4	0	
PENA M., TATIANA - DIST 11	2	2	0	
DE LOS SANTOS, OSCAR - DIST 11	5	5	0	
QUINONEZ, MARCELINO - DIST 11	6	6	0	
CHASTON, JAMES "JIM" - DIST 12	3	3	0	
ROE, TERRY - DIST 12	2	2	0	
CONTRERAS, PATRICIA "PATTY" - DIST 12	11	11	0	
TRAVERS, ANASTASIA "STACEY" - DIST 12	9	9	0	
HARRIS, LIZ - DIST 13	2	2	0	
WILLOUGHBY, JULIE - DIST 13	2	2	0	
PAWLIK, JENNIFER - DIST 13	7	7	0	
GRANTHAM, TRAVIS - DIST 14	39	39	0	
HENDRIX, LAURIN - DIST 14	38	38	0	
REESE, BRANDY - DIST 14	35	35	0	
HUDELSON, ROB - DIST 16	0	0	0	
MARTINEZ, TERESA - DIST 16	0	0	0	
SEAMAN, KEITH - DIST 16	0	0	0	
PENA, MICHELE - DIST 23	8	8	0	
LUGO, JESUS JR. - DIST 23	6	6	0	
SANDOVAL, MARIANA - DIST 23	8	8	0	
PAYNE, KEVIN - DIST 27	1	1	0	
TOMA, BEN - DIST 27	1	1	0	
KISSINGER, DON - DIST 27	2	2	0	
LIVINGSTON, DAVID - DIST 28	1	1	0	
PINGERELLI, BEVERLY - DIST 28	1	1	0	
HOLBROOK, STEPHANIE BLAIR - DIST 28	0	0	0	
MONTENEGRO, STEVE - DIST 29	1	1	0	
SMITH, AUSTIN - DIST 29	1	1	0	
PODEYN, SCOTT - DIST 29	10	10	0	
TOTAL	236	236	0	

Comments for why a discrepancy occurred:

Race Category: STATEWIDE BALLOT MEASURE		Race: PROPOSITION 129		
Candidate's	Hand Count Total	Machine Total	Absolute Difference	
PROP 129 - YES	91	91	0	
PROP 129 - NO	84	84	0	
TOTAL	175	175	0	

Comments for why a discrepancy occurred:

EARLY VOTING (EV) BALLOT AUDIT HAND COUNT REPORT - OPTICAL SCAN BALLOTS

EV Batch# 5 #per Batch: 199

Date of Election: November 8, 2022

Race Category: FEDERAL CANDIDATE		Race: US REPRESENTATIVE		
Candidate's	Hand Count Total	Machine Total	Absolute Difference	
SCHWEIKERT, DAVID - DIST 1	27	27	0	
HODGE, JEVIN D. - DIST 1	35	35	0	
CRANE, ELI - DIST 2	0	0	0	
O'HALLERAN, TOM - DIST 2	0	0	0	
ZINK, JEFF NELSON - DIST 3	1	1	0	
GALLEGO, RUBEN - DIST 3	6	6	0	
COOPER, KELLY - DIST 4	5	5	0	
STANTON, GREG - DIST 4	8	8	0	
BIGGS, ANDY - DIST 5	26	26	0	
RAMOS, JAVIER GARCIA - DIST 5	24	24	0	
SMITH, CLINT WILLIAM - DIST 5	4	4	0	
POZZOLO, LUIS - DIST 7	0	0	0	
GRIJALVA, RAUL - DIST 7	1	1	0	
TOTAL	137	137	0	

Comments for why a discrepancy occurred:

Race Category: STATEWIDE CANDIDATE		Race: GOVERNOR		
Candidate's	Hand Count Total	Machine Total	Absolute Difference	
LAKE, KARI	85	85	0	
HOBBS, KATIE	111	111	0	
TOTAL	196	196	0	

Comments for why a discrepancy occurred:

Race Category: STATE LEGISLATIVE		Race: STATE REPRESENTATIVE		
Candidate's	Hand Count Total	Machine Total	Absolute Difference	
LAMAR, CHRISTIAN - DIST 2	0	0	0	
WILMETH, JUSTIN - DIST 2	1	1	0	
SCHWIEBERT, JUDY - DIST 2	0	0	0	
GRESS, MATT - DIST 4	0	0	0	
SYMS, MARIA - DIST 4	0	0	0	
TERECH, LAURA - DIST 4	1	1	0	
TREADWELL, JENNIFER "JENN" - DIST 5	1	1	0	
LONGDON, JENNIFER - DIST 5	3	3	0	
SHAH, AMISH - DIST 5	3	3	0	
DARROW, CADEN - DIST 8	2	2	0	
LOUGHRIGE, BILL - DIST 8	2	2	0	
HERNANDEZ, MELODY - DIST 8	1	1	0	
SALMAN, ATHENA - DIST 8	1	1	0	
MENDOZA, MARY ANN - DIST 9	2	2	0	
PEARCE, KATHY - DIST 9	3	3	0	
AUSTIN, LORENA - DIST 9	3	3	0	
BLATTMAN, SETH - DIST 9	3	3	0	
HEAP, JUSTIN - DIST 10	2	2	0	
PARKER, BARBARA ROWLEY - DIST 10	1	1	0	
HUNTER, HELEN - DIST 10	1	1	0	
PENA M., TATIANA - DIST 11	0	0	0	
DE LOS SANTOS, OSCAR - DIST 11	1	1	0	
QUINONEZ, MARCELINO - DIST 11	1	1	0	
CHASTON, JAMES "JIM" - DIST 12	0	0	0	
ROE, TERRY - DIST 12	0	0	0	
CONTRERAS, PATRICIA "PATTY" - DIST 12	1	1	0	
TRAVERS, ANASTASIA "STACEY" - DIST 12	1	1	0	
HARRIS, LIZ - DIST 13	18	18	0	
WILLOUGHBY, JULIE - DIST 13	18	18	0	
PAWLIK, JENNIFER - DIST 13	18	18	0	
GRANTHAM, TRAVIS - DIST 14	9	9	0	
HENDRIX, LAURIN - DIST 14	11	11	0	
REESE, BRANDY - DIST 14	11	11	0	
HUDELSON, ROB - DIST 16	0	0	0	
MARTINEZ, TERESA - DIST 16	0	0	0	
SEAMAN, KEITH - DIST 16	0	0	0	
PENA, MICHELE - DIST 23	14	14	0	
LUGO, JESUS JR. - DIST 23	10	10	0	
SANDOVAL, MARIANA - DIST 23	10	10	0	
PAYNE, KEVIN - DIST 27	6	6	0	
TOMA, BEN - DIST 27	8	8	0	
KISSINGER, DON - DIST 27	1	1	0	
LIVINGSTON, DAVID - DIST 28	0	0	0	
PINGERELLI, BEVERLY - DIST 28	0	0	0	
HOLBROOK, STEPHANIE BLAIR - DIST 28	0	0	0	
MONTENEGRO, STEVE - DIST 29	3	3	0	
SMITH, AUSTIN - DIST 29	2	2	0	
PODEYN, SCOTT - DIST 29	4	4	0	
TOTAL	177	177	0	

Comments for why a discrepancy occurred:

Race Category: STATEWIDE BALLOT MEASURE		Race: PROPOSITION 129		
Candidate's	Hand Count Total	Machine Total	Absolute Difference	
PROP 129 - YES	94	94	0	
PROP 129 - NO	81	81	0	
TOTAL	175	175	0	

Comments for why a discrepancy occurred:

EARLY VOTING (EV) BALLOT AUDIT HAND COUNT REPORT - OPTICAL SCAN BALLOTS

EV Batch# 19 #per Batch: 200

Date of Election: November 8, 2022

Race Category: FEDERAL CANDIDATE		Race: US REPRESENTATIVE		
Candidate's	Hand Count Total	Machine Total	Absolute Difference	
SCHWEIKERT, DAVID - DIST 1	19	19	0	
HODGE, JEVIN D. - DIST 1	35	35	0	
CRANE, ELI - DIST 2	0	0	0	
O'HALLERAN, TOM - DIST 2	0	0	0	
ZINK, JEFF NELSON - DIST 3	1	1	0	
GALLEGO, RUBEN - DIST 3	6	6	0	
COOPER, KELLY - DIST 4	9	9	0	
STANTON, GREG - DIST 4	22	22	0	
BIGGS, ANDY - DIST 5	8	8	0	
RAMOS, JAVIER GARCIA - DIST 5	6	6	0	
SMITH, CLINT WILLIAM - DIST 5	1	1	0	
POZZOLO, LUIS - DIST 7	0	0	0	
GRIJALVA, RAUL - DIST 7	1	1	0	
TOTAL	108	108	0	

Comments for why a discrepancy occurred:

Race Category: STATEWIDE CANDIDATE		Race: GOVERNOR		
Candidate's	Hand Count Total	Machine Total	Absolute Difference	
LAKE, KARI	89	89	0	
HOBBS, KATIE	108	108	0	
TOTAL	197	197	0	

Comments for why a discrepancy occurred:

Race Category: STATE LEGISLATIVE		Race: STATE REPRESENTATIVE		
Candidate's	Hand Count Total	Machine Total	Absolute Difference	
LAMAR, CHRISTIAN - DIST 2	4	4	0	
WILMETH, JUSTIN - DIST 2	4	4	0	
SCHWIEBERT, JUDY - DIST 2	5	5	0	
GRESS, MATT - DIST 4	12	12	0	
SYMS, MARIA - DIST 4	9	9	0	
TERECH, LAURA - DIST 4	11	11	0	
TREADWELL, JENNIFER "JENN" - DIST 5	3	3	0	
LONGDON, JENNIFER - DIST 5	1	1	0	
SHAH, AMISH - DIST 5	1	1	0	
DARROW, CADEN - DIST 8	1	1	0	
LOUGHRIGE, BILL - DIST 8	2	2	0	
HERNANDEZ, MELODY - DIST 8	12	12	0	
SALMAN, ATHENA - DIST 8	13	13	0	
MENDOZA, MARY ANN - DIST 9	3	3	0	
PEARCE, KATHY - DIST 9	4	4	0	
AUSTIN, LORENA - DIST 9	5	5	0	
BLATTMAN, SETH - DIST 9	4	4	0	
HEAP, JUSTIN - DIST 10	2	2	0	
PARKER, BARBARA ROWLEY - DIST 10	1	1	0	
HUNTER, HELEN - DIST 10	2	2	0	
PENA M., TATIANA - DIST 11	0	0	0	
DE LOS SANTOS, OSCAR - DIST 11	3	3	0	
QUINONEZ, MARCELINO - DIST 11	3	3	0	
CHASTON, JAMES "JIM" - DIST 12	9	9	0	
ROE, TERRY - DIST 12	8	8	0	
CONTRERAS, PATRICIA "PATTY" - DIST 12	12	12	0	
TRAVERS, ANASTASIA "STACEY" - DIST 12	10	10	0	
HARRIS, LIZ - DIST 13	1	1	0	
WILLOUGHBY, JULIE - DIST 13	1	1	0	
PAWLIK, JENNIFER - DIST 13	4	4	0	
GRANTHAM, TRAVIS - DIST 14	4	4	0	
HENDRIX, LAURIN - DIST 14	4	4	0	
REESE, BRANDY - DIST 14	3	3	0	
HUDELSON, ROB - DIST 16	0	0	0	
MARTINEZ, TERESA - DIST 16	0	0	0	
SEAMAN, KEITH - DIST 16	0	0	0	
PENA, MICHELE - DIST 23	0	0	0	
LUGO, JESUS JR. - DIST 23	0	0	0	
SANDOVAL, MARIANA - DIST 23	0	0	0	
PAYNE, KEVIN - DIST 27	17	17	0	
TOMA, BEN - DIST 27	13	13	0	
KISSINGER, DON - DIST 27	15	15	0	
LIVINGSTON, DAVID - DIST 28	25	25	0	
PINGERELLI, BEVERLY - DIST 28	23	23	0	
HOLBROOK, STEPHANIE BLAIR - DIST 28	10	10	0	
MONTENEGRO, STEVE - DIST 29	7	7	0	
SMITH, AUSTIN - DIST 29	5	5	0	
PODEYN, SCOTT - DIST 29	7	7	0	
TOTAL	283	283	0	

Comments for why a discrepancy occurred:

Race Category: STATEWIDE BALLOT MEASURE		Race: PROPOSITION 129		
Candidate's	Hand Count Total	Machine Total	Absolute Difference	
PROP 129 - YES	97	97	0	
PROP 129 - NO	91	91	0	
TOTAL	188	188	0	

Comments for why a discrepancy occurred:

EARLY VOTING (EV) BALLOT AUDIT HAND COUNT REPORT - OPTICAL SCAN BALLOTS

EV Batch# **11** #per Batch: **200**

Date of Election: **November 8, 2022**

Race Category: FEDERAL CANDIDATE		Race: US REPRESENTATIVE		
Candidate's	Hand Count Total	Machine Total	Absolute Difference	
SCHWEIKERT, DAVID - DIST 1	57	57	0	
HODGE, JEVIN D. - DIST 1	61	61	0	
CRANE, ELI - DIST 2	0	0	0	
O'HALLERAN, TOM - DIST 2	0	0	0	
ZINK, JEFF NELSON - DIST 3	1	1	0	
GALLEGO, RUBEN - DIST 3	16	16	0	
COOPER, KELLY - DIST 4	4	4	0	
STANTON, GREG - DIST 4	17	17	0	
BIGGS, ANDY - DIST 5	6	6	0	
RAMOS, JAVIER GARCIA - DIST 5	8	8	0	
SMITH, CLINT WILLIAM - DIST 5	1	1	0	
POZZOLO, LUIS - DIST 7	0	0	0	
GRIJALVA, RAUL - DIST 7	0	0	0	
TOTAL	171	171	0	

Comments for why a discrepancy occurred:

Race Category: STATEWIDE CANDIDATE		Race: GOVERNOR		
Candidate's	Hand Count Total	Machine Total	Absolute Difference	
LAKE, KARI	86	86	0	
HOBBS, KATIE	113	113	0	
TOTAL	199	199	0	

Comments for why a discrepancy occurred:

Race Category: STATE LEGISLATIVE		Race: STATE REPRESENTATIVE		
Candidate's	Hand Count Total	Machine Total	Absolute Difference	
LAMAR, CHRISTIAN - DIST 2	1	1	0	
WILMETH, JUSTIN - DIST 2	1	1	0	
SCHWIEBERT, JUDY - DIST 2	0	0	0	
GRESS, MATT - DIST 4	31	31	0	
SYMS, MARIA - DIST 4	35	35	0	
TERECH, LAURA - DIST 4	32	32	0	
TREADWELL, JENNIFER "JENN" - DIST 5	2	2	0	
LONGDON, JENNIFER - DIST 5	3	3	0	
SHAH, AMISH - DIST 5	3	3	0	
DARROW, CADEN - DIST 8	1	1	0	
LOUGHRIGE, BILL - DIST 8	1	1	0	
HERNANDEZ, MELODY - DIST 8	3	3	0	
SALMAN, ATHENA - DIST 8	3	3	0	
MENDOZA, MARY ANN - DIST 9	0	0	0	
PEARCE, KATHY - DIST 9	0	0	0	
AUSTIN, LORENA - DIST 9	3	3	0	
BLATTMAN, SETH - DIST 9	3	3	0	
HEAP, JUSTIN - DIST 10	2	2	0	
PARKER, BARBARA ROWLEY - DIST 10	4	4	0	
HUNTER, HELEN - DIST 10	7	7	0	
PENA M., TATIANA - DIST 11	0	0	0	
DE LOS SANTOS, OSCAR - DIST 11	0	0	0	
QUINONEZ, MARCELINO - DIST 11	0	0	0	
CHASTON, JAMES "JIM" - DIST 12	2	2	0	
ROE, TERRY - DIST 12	2	2	0	
CONTRERAS, PATRICIA "PATTY" - DIST 12	3	3	0	
TRAVERS, ANASTASIA "STACEY" - DIST 12	3	3	0	
HARRIS, LIZ - DIST 13	0	0	0	
WILLOUGHBY, JULIE - DIST 13	0	0	0	
PAWLIK, JENNIFER - DIST 13	1	1	0	
GRANTHAM, TRAVIS - DIST 14	1	1	0	
HENDRIX, LAURIN - DIST 14	1	1	0	
REESE, BRANDY - DIST 14	0	0	0	
HUDELSON, ROB - DIST 16	0	0	0	
MARTINEZ, TERESA - DIST 16	0	0	0	
SEAMAN, KEITH - DIST 16	0	0	0	
PENA, MICHELE - DIST 23	0	0	0	
LUGO, JESUS JR. - DIST 23	1	1	0	
SANDOVAL, MARIANA - DIST 23	1	1	0	
PAYNE, KEVIN - DIST 27	1	1	0	
TOMA, BEN - DIST 27	1	1	0	
KISSINGER, DON - DIST 27	0	0	0	
LIVINGSTON, DAVID - DIST 28	1	1	0	
PINGERELLI, BEVERLY - DIST 28	1	1	0	
HOLBROOK, STEPHANIE BLAIR - DIST 28	2	2	0	
MONTENEGRO, STEVE - DIST 29	7	7	0	
SMITH, AUSTIN - DIST 29	6	6	0	
PODEYN, SCOTT - DIST 29	4	4	0	
TOTAL	173	173	0	

Comments for why a discrepancy occurred:

Race Category: STATEWIDE BALLOT MEASURE		Race: PROPOSITION 129		
Candidate's	Hand Count Total	Machine Total	Absolute Difference	
PROP 129 - YES	88	88	0	
PROP 129 - NO	88	88	0	
TOTAL	176	176	0	

Comments for why a discrepancy occurred:

EARLY VOTING (EV) BALLOT AUDIT HAND COUNT REPORT - OPTICAL SCAN BALLOTS

EV Batch# **48** #per Batch: **197**

Date of Election: **November 8, 2022**

Race Category: FEDERAL CANDIDATE		Race: US REPRESENTATIVE		
Candidate's	Hand Count Total	Machine Total	Absolute Difference	
SCHWEIKERT, DAVID - DIST 1	2	2	0	
HODGE, JEVIN D. - DIST 1	4	4	0	
CRANE, ELI - DIST 2	0	0	0	
O'HALLERAN, TOM - DIST 2	0	0	0	
ZINK, JEFF NELSON - DIST 3	12	12	0	
GALLEGO, RUBEN - DIST 3	56	56	0	
COOPER, KELLY - DIST 4	24	24	0	
STANTON, GREG - DIST 4	27	27	0	
BIGGS, ANDY - DIST 5	8	8	0	
RAMOS, JAVIER GARCIA - DIST 5	5	5	0	
SMITH, CLINT WILLIAM - DIST 5	1	1	0	
POZZOLO, LUIS - DIST 7	0	0	0	
GRIJALVA, RAUL - DIST 7	0	0	0	
TOTAL	139	139	0	

Comments for why a discrepancy occurred:

Race Category: STATEWIDE CANDIDATE		Race: GOVERNOR		
Candidate's	Hand Count Total	Machine Total	Absolute Difference	
LAKE, KARI	73	73	0	
HOBBS, KATIE	121	121	0	
TOTAL	194	194	0	

Comments for why a discrepancy occurred:

Race Category: STATE LEGISLATIVE		Race: STATE REPRESENTATIVE		
Candidate's	Hand Count Total	Machine Total	Absolute Difference	
LAMAR, CHRISTIAN - DIST 2	3	3	0	
WILMETH, JUSTIN - DIST 2	2	2	0	
SCHWIEBERT, JUDY - DIST 2	5	5	0	
GRESS, MATT - DIST 4	0	0	0	
SYMS, MARIA - DIST 4	0	0	0	
TERECH, LAURA - DIST 4	0	0	0	
TREADWELL, JENNIFER "JENN" - DIST 5	0	0	0	
LONGDON, JENNIFER - DIST 5	1	1	0	
SHAH, AMISH - DIST 5	0	0	0	
DARROW, CADEN - DIST 8	0	0	0	
LOUGHRIGE, BILL - DIST 8	0	0	0	
HERNANDEZ, MELODY - DIST 8	4	4	0	
SALMAN, ATHENA - DIST 8	4	4	0	
MENDOZA, MARY ANN - DIST 9	10	10	0	
PEARCE, KATHY - DIST 9	11	11	0	
AUSTIN, LORENA - DIST 9	15	15	0	
BLATTMAN, SETH - DIST 9	16	16	0	
HEAP, JUSTIN - DIST 10	8	8	0	
PARKER, BARBARA ROWLEY - DIST 10	8	8	0	
HUNTER, HELEN - DIST 10	6	6	0	
PENA M., TATIANA - DIST 11	15	15	0	
DE LOS SANTOS, OSCAR - DIST 11	44	44	0	
QUINONEZ, MARCELINO - DIST 11	43	43	0	
CHASTON, JAMES "JIM" - DIST 12	5	5	0	
ROE, TERRY - DIST 12	4	4	0	
CONTRERAS, PATRICIA "PATTY" - DIST 12	7	7	0	
TRAVERS, ANASTASIA "STACEY" - DIST 12	5	5	0	
HARRIS, LIZ - DIST 13	5	5	0	
WILLOUGHBY, JULIE - DIST 13	2	2	0	
PAWLIK, JENNIFER - DIST 13	5	5	0	
GRANTHAM, TRAVIS - DIST 14	0	0	0	
HENDRIX, LAURIN - DIST 14	1	1	0	
REESE, BRANDY - DIST 14	2	2	0	
HUDELSON, ROB - DIST 16	0	0	0	
MARTINEZ, TERESA - DIST 16	0	0	0	
SEAMAN, KEITH - DIST 16	0	0	0	
PENA, MICHELE - DIST 23	2	2	0	
LUGO, JESUS JR. - DIST 23	2	2	0	
SANDOVAL, MARIANA - DIST 23	2	2	0	
PAYNE, KEVIN - DIST 27	4	4	0	
TOMA, BEN - DIST 27	3	3	0	
KISSINGER, DON - DIST 27	6	6	0	
LIVINGSTON, DAVID - DIST 28	7	7	0	
PINGERELLI, BEVERLY - DIST 28	6	6	0	
HOLBROOK, STEPHANIE BLAIR - DIST 28	10	10	0	
MONTENEGRO, STEVE - DIST 29	2	2	0	
SMITH, AUSTIN - DIST 29	2	2	0	
PODEYN, SCOTT - DIST 29	1	1	0	
TOTAL	278	278	0	

Comments for why a discrepancy occurred:

Race Category: STATEWIDE BALLOT MEASURE		Race: PROPOSITION 129		
Candidate's	Hand Count Total	Machine Total	Absolute Difference	
PROP 129 - YES	81	81	0	
PROP 129 - NO	95	95	0	
TOTAL	176	176	0	

Comments for why a discrepancy occurred:

EARLY VOTING (EV) BALLOT AUDIT HAND COUNT REPORT - OPTICAL SCAN BALLOTS

EV Batch# **29** #per Batch: **198**

Date of Election: **November 8, 2022**

Race Category: FEDERAL CANDIDATE		Race: US REPRESENTATIVE		
Candidate's	Hand Count Total	Machine Total	Absolute Difference	
SCHWEIKERT, DAVID - DIST 1	26	26	0	
HODGE, JEVIN D. - DIST 1	35	35	0	
CRANE, ELI - DIST 2	0	0	0	
O'HALLERAN, TOM - DIST 2	0	0	0	
ZINK, JEFF NELSON - DIST 3	1	1	0	
GALLEGO, RUBEN - DIST 3	9	9	0	
COOPER, KELLY - DIST 4	3	3	0	
STANTON, GREG - DIST 4	3	3	0	
BIGGS, ANDY - DIST 5	19	19	0	
RAMOS, JAVIER GARCIA - DIST 5	19	19	0	
SMITH, CLINT WILLIAM - DIST 5	5	5	0	
POZZOLO, LUIS - DIST 7	0	0	0	
GRIJALVA, RAUL - DIST 7	1	1	0	
TOTAL	121	121	0	

Comments for why a discrepancy occurred:

Race Category: STATEWIDE CANDIDATE		Race: GOVERNOR		
Candidate's	Hand Count Total	Machine Total	Absolute Difference	
LAKE, KARI	85	85	0	
HOBBS, KATIE	113	113	0	
TOTAL	198	198	0	

Comments for why a discrepancy occurred:

Race Category: STATE LEGISLATIVE		Race: STATE REPRESENTATIVE		
Candidate's	Hand Count Total	Machine Total	Absolute Difference	
LAMAR, CHRISTIAN - DIST 2	10	10	0	
WILMETH, JUSTIN - DIST 2	9	9	0	
SCHWIEBERT, JUDY - DIST 2	15	15	0	
GRESS, MATT - DIST 4	8	8	0	
SYMS, MARIA - DIST 4	8	8	0	
TERECH, LAURA - DIST 4	13	13	0	
TREADWELL, JENNIFER "JENN" - DIST 5	1	1	0	
LONGDON, JENNIFER - DIST 5	10	10	0	
SHAH, AMISH - DIST 5	12	12	0	
DARROW, CADEN - DIST 8	0	0	0	
LOUGHRIGE, BILL - DIST 8	0	0	0	
HERNANDEZ, MELODY - DIST 8	1	1	0	
SALMAN, ATHENA - DIST 8	1	1	0	
MENDOZA, MARY ANN - DIST 9	0	0	0	
PEARCE, KATHY - DIST 9	0	0	0	
AUSTIN, LORENA - DIST 9	1	1	0	
BLATTMAN, SETH - DIST 9	0	0	0	
HEAP, JUSTIN - DIST 10	0	0	0	
PARKER, BARBARA ROWLEY - DIST 10	0	0	0	
HUNTER, HELEN - DIST 10	1	1	0	
PENA M., TATIANA - DIST 11	0	0	0	
DE LOS SANTOS, OSCAR - DIST 11	0	0	0	
QUINONEZ, MARCELINO - DIST 11	0	0	0	
CHASTON, JAMES "JIM" - DIST 12	1	1	0	
ROE, TERRY - DIST 12	1	1	0	
CONTRERAS, PATRICIA "PATTY" - DIST 12	1	1	0	
TRAVERS, ANASTASIA "STACEY" - DIST 12	1	1	0	
HARRIS, LIZ - DIST 13	6	6	0	
WILLOUGHBY, JULIE - DIST 13	7	7	0	
PAWLIK, JENNIFER - DIST 13	16	16	0	
GRANTHAM, TRAVIS - DIST 14	5	5	0	
HENDRIX, LAURIN - DIST 14	7	7	0	
REESE, BRANDY - DIST 14	5	5	0	
HUDELSON, ROB - DIST 16	0	0	0	
MARTINEZ, TERESA - DIST 16	0	0	0	
SEAMAN, KEITH - DIST 16	0	0	0	
PENA, MICHELE - DIST 23	0	0	0	
LUGO, JESUS JR. - DIST 23	1	1	0	
SANDOVAL, MARIANA - DIST 23	0	0	0	
PAYNE, KEVIN - DIST 27	2	2	0	
TOMA, BEN - DIST 27	2	2	0	
KISSINGER, DON - DIST 27	1	1	0	
LIVINGSTON, DAVID - DIST 28	0	0	0	
PINGERELLI, BEVERLY - DIST 28	1	1	0	
HOLBROOK, STEPHANIE BLAIR - DIST 28	1	1	0	
MONTENEGRO, STEVE - DIST 29	15	15	0	
SMITH, AUSTIN - DIST 29	16	16	0	
PODEYN, SCOTT - DIST 29	13	13	0	
TOTAL	192	192	0	

Comments for why a discrepancy occurred:

Race Category: STATEWIDE BALLOT MEASURE		Race: PROPOSITION 129		
Candidate's	Hand Count Total	Machine Total	Absolute Difference	
PROP 129 - YES	87	87	0	
PROP 129 - NO	98	98	0	
TOTAL	185	185	0	

Comments for why a discrepancy occurred:

EARLY VOTING (EV) BALLOT AUDIT HAND COUNT REPORT - OPTICAL SCAN BALLOTS

EV Batch# 4 #per Batch: 200

Date of Election: November 8, 2022

Race Category: FEDERAL CANDIDATE		Race: US REPRESENTATIVE		
Candidate's	Hand Count Total	Machine Total	Absolute Difference	
SCHWEIKERT, DAVID - DIST 1	9	9	0	
HODGE, JEVIN D. - DIST 1	14	14	0	
CRANE, ELI - DIST 2	0	0	0	
O'HALLERAN, TOM - DIST 2	0	0	0	
ZINK, JEFF NELSON - DIST 3	1	1	0	
GALLEGO, RUBEN - DIST 3	1	1	0	
COOPER, KELLY - DIST 4	18	18	0	
STANTON, GREG - DIST 4	18	18	0	
BIGGS, ANDY - DIST 5	14	14	0	
RAMOS, JAVIER GARCIA - DIST 5	14	14	0	
SMITH, CLINT WILLIAM - DIST 5	2	2	0	
POZZOLO, LUIS - DIST 7	3	3	0	
GRIJALVA, RAUL - DIST 7	1	1	0	
TOTAL	95	95	0	

Comments for why a discrepancy occurred:

Race Category: STATEWIDE CANDIDATE		Race: GOVERNOR		
Candidate's	Hand Count Total	Machine Total	Absolute Difference	
LAKE, KARI	85	85	0	
HOBBS, KATIE	112	113	1	
TOTAL	197	198	1	

Comments for why a discrepancy occurred: Intent Discrepancy-Ballot had write-in & candidate name ovals filled-Should have been OV

Race Category: STATE LEGISLATIVE		Race: STATE REPRESENTATIVE		
Candidate's	Hand Count Total	Machine Total	Absolute Difference	
LAMAR, CHRISTIAN - DIST 2	1	1	0	
WILMETH, JUSTIN - DIST 2	3	3	0	
SCHWIEBERT, JUDY - DIST 2	7	7	0	
GRESS, MATT - DIST 4	9	9	0	
SYMS, MARIA - DIST 4	7	7	0	
TERECH, LAURA - DIST 4	10	10	0	
TREADWELL, JENNIFER "JENN" - DIST 5	1	1	0	
LONGDON, JENNIFER - DIST 5	0	0	0	
SHAH, AMISH - DIST 5	0	0	0	
DARROW, CADEN - DIST 8	1	1	0	
LOUGHRIGE, BILL - DIST 8	1	1	0	
HERNANDEZ, MELODY - DIST 8	2	2	0	
SALMAN, ATHENA - DIST 8	2	2	0	
MENDOZA, MARY ANN - DIST 9	2	2	0	
PEARCE, KATHY - DIST 9	2	2	0	
AUSTIN, LORENA - DIST 9	0	0	0	
BLATTMAN, SETH - DIST 9	0	0	0	
HEAP, JUSTIN - DIST 10	24	24	0	
PARKER, BARBARA ROWLEY - DIST 10	23	23	0	
HUNTER, HELEN - DIST 10	22	22	0	
PENA M., TATIANA - DIST 11	0	0	0	
DE LOS SANTOS, OSCAR - DIST 11	0	0	0	
QUINONEZ, MARCELINO - DIST 11	0	0	0	
CHASTON, JAMES "JIM" - DIST 12	0	0	0	
ROE, TERRY - DIST 12	0	0	0	
CONTRERAS, PATRICIA "PATTY" - DIST 12	0	0	0	
TRAVERS, ANASTASIA "STACEY" - DIST 12	0	0	0	
HARRIS, LIZ - DIST 13	0	0	0	
WILLOUGHBY, JULIE - DIST 13	0	0	0	
PAWLIK, JENNIFER - DIST 13	3	3	0	
GRANTHAM, TRAVIS - DIST 14	2	2	0	
HENDRIX, LAURIN - DIST 14	2	2	0	
REESE, BRANDY - DIST 14	0	0	0	
HUDELSON, ROB - DIST 16	0	0	0	
MARTINEZ, TERESA - DIST 16	0	0	0	
SEAMAN, KEITH - DIST 16	0	0	0	
PENA, MICHELE - DIST 23	8	8	0	
LUGO, JESUS JR. - DIST 23	7	7	0	
SANDOVAL, MARIANA - DIST 23	10	10	0	
PAYNE, KEVIN - DIST 27	17	17	0	
TOMA, BEN - DIST 27	15	15	0	
KISSINGER, DON - DIST 27	14	14	0	
LIVINGSTON, DAVID - DIST 28	7	7	0	
PINGERELLI, BEVERLY - DIST 28	6	6	0	
HOLBROOK, STEPHANIE BLAIR - DIST 28	11	11	0	
MONTENEGRO, STEVE - DIST 29	11	11	0	
SMITH, AUSTIN - DIST 29	9	9	0	
PODEYN, SCOTT - DIST 29	17	17	0	
TOTAL	256	256	0	

Comments for why a discrepancy occurred:

Race Category: STATEWIDE BALLOT MEASURE		Race: PROPOSITION 129		
Candidate's	Hand Count Total	Machine Total	Absolute Difference	
PROP 129 - YES	110	110	0	
PROP 129 - NO	78	78	0	
TOTAL	188	188	0	

Comments for why a discrepancy occurred:

EARLY VOTING (EV) BALLOT AUDIT HAND COUNT REPORT - OPTICAL SCAN BALLOTS

EV Batch# **14** #per Batch: **199**

Date of Election: **November 8, 2022**

Race Category: FEDERAL CANDIDATE		Race: US REPRESENTATIVE		
Candidate's	Hand Count Total	Machine Total	Absolute Difference	
SCHWEIKERT, DAVID - DIST 1	13	13	0	
HODGE, JEVIN D. - DIST 1	23	23	0	
CRANE, ELI - DIST 2	0	0	0	
O'HALLERAN, TOM - DIST 2	0	0	0	
ZINK, JEFF NELSON - DIST 3	6	6	0	
GALLEGO, RUBEN - DIST 3	48	48	0	
COOPER, KELLY - DIST 4	8	8	0	
STANTON, GREG - DIST 4	33	33	0	
BIGGS, ANDY - DIST 5	1	1	0	
RAMOS, JAVIER GARCIA - DIST 5	0	0	0	
SMITH, CLINT WILLIAM - DIST 5	0	0	0	
POZZOLO, LUIS - DIST 7	0	0	0	
GRIJALVA, RAUL - DIST 7	0	0	0	
TOTAL	132	132	0	

Comments for why a discrepancy occurred:

Race Category: STATEWIDE CANDIDATE		Race: GOVERNOR		
Candidate's	Hand Count Total	Machine Total	Absolute Difference	
LAKE, KARI	65	65	0	
HOBBS, KATIE	130	130	0	
TOTAL	195	195	0	

Comments for why a discrepancy occurred:

Race Category: STATE LEGISLATIVE		Race: STATE REPRESENTATIVE		
Candidate's	Hand Count Total	Machine Total	Absolute Difference	
LAMAR, CHRISTIAN - DIST 2	7	7	0	
WILMETH, JUSTIN - DIST 2	10	10	0	
SCHWIEBERT, JUDY - DIST 2	10	10	0	
GRESS, MATT - DIST 4	7	7	0	
SYMS, MARIA - DIST 4	5	5	0	
TERECH, LAURA - DIST 4	11	11	0	
TREADWELL, JENNIFER "JENN" - DIST 5	0	0	0	
LONGDON, JENNIFER - DIST 5	2	2	0	
SHAH, AMISH - DIST 5	2	2	0	
DARROW, CADEN - DIST 8	4	4	0	
LOUGHRIGE, BILL - DIST 8	4	4	0	
HERNANDEZ, MELODY - DIST 8	29	29	0	
SALMAN, ATHENA - DIST 8	27	27	0	
MENDOZA, MARY ANN - DIST 9	3	3	0	
PEARCE, KATHY - DIST 9	3	3	0	
AUSTIN, LORENA - DIST 9	0	0	0	
BLATTMAN, SETH - DIST 9	0	0	0	
HEAP, JUSTIN - DIST 10	3	3	0	
PARKER, BARBARA ROWLEY - DIST 10	4	4	0	
HUNTER, HELEN - DIST 10	1	1	0	
PENA M., TATIANA - DIST 11	7	7	0	
DE LOS SANTOS, OSCAR - DIST 11	38	38	0	
QUINONEZ, MARCELINO - DIST 11	33	33	0	
CHASTON, JAMES "JIM" - DIST 12	1	1	0	
ROE, TERRY - DIST 12	1	1	0	
CONTRERAS, PATRICIA "PATTY" - DIST 12	0	0	0	
TRAVERS, ANASTASIA "STACEY" - DIST 12	0	0	0	
HARRIS, LIZ - DIST 13	3	3	0	
WILLOUGHBY, JULIE - DIST 13	0	0	0	
PAWLIK, JENNIFER - DIST 13	0	0	0	
GRANTHAM, TRAVIS - DIST 14	0	0	0	
HENDRIX, LAURIN - DIST 14	0	0	0	
REESE, BRANDY - DIST 14	0	0	0	
HUDELSON, ROB - DIST 16	0	0	0	
MARTINEZ, TERESA - DIST 16	0	0	0	
SEAMAN, KEITH - DIST 16	0	0	0	
PENA, MICHELE - DIST 23	1	1	0	
LUGO, JESUS JR. - DIST 23	0	0	0	
SANDOVAL, MARIANA - DIST 23	0	0	0	
PAYNE, KEVIN - DIST 27	1	1	0	
TOMA, BEN - DIST 27	1	1	0	
KISSINGER, DON - DIST 27	1	1	0	
LIVINGSTON, DAVID - DIST 28	2	2	0	
PINGERELLI, BEVERLY - DIST 28	2	2	0	
HOLBROOK, STEPHANIE BLAIR - DIST 28	1	1	0	
MONTENEGRO, STEVE - DIST 29	27	27	0	
SMITH, AUSTIN - DIST 29	26	26	0	
PODEYN, SCOTT - DIST 29	12	12	0	
TOTAL	289	289	0	

Comments for why a discrepancy occurred:

Race Category: STATEWIDE BALLOT MEASURE		Race: PROPOSITION 129		
Candidate's	Hand Count Total	Machine Total	Absolute Difference	
PROP 129 - YES	87	87	0	
PROP 129 - NO	96	96	0	
TOTAL	183	183	0	

Comments for why a discrepancy occurred:

EARLY VOTING (EV) BALLOT AUDIT HAND COUNT REPORT - OPTICAL SCAN BALLOTS

EV Batch# **36** #per Batch: **199**

Date of Election: **November 8, 2022**

Race Category: FEDERAL CANDIDATE		Race: US REPRESENTATIVE		
Candidate's	Hand Count Total	Machine Total	Absolute Difference	
SCHWEIKERT, DAVID - DIST 1	21	21	0	
HODGE, JEVIN D. - DIST 1	26	26	0	
CRANE, ELI - DIST 2	0	0	0	
O'HALLERAN, TOM - DIST 2	0	0	0	
ZINK, JEFF NELSON - DIST 3	4	4	0	
GALLEGO, RUBEN - DIST 3	5	5	0	
COOPER, KELLY - DIST 4	9	9	0	
STANTON, GREG - DIST 4	6	6	0	
BIGGS, ANDY - DIST 5	16	16	0	
RAMOS, JAVIER GARCIA - DIST 5	11	11	0	
SMITH, CLINT WILLIAM - DIST 5	2	2	0	
POZZOLO, LUIS - DIST 7	1	1	0	
GRIJALVA, RAUL - DIST 7	0	0	0	
TOTAL	101	101	0	

Comments for why a discrepancy occurred:

Race Category: STATEWIDE CANDIDATE		Race: GOVERNOR		
Candidate's	Hand Count Total	Machine Total	Absolute Difference	
LAKE, KARI	93	93	0	
HOBBS, KATIE	98	98	0	
TOTAL	191	191	0	

Comments for why a discrepancy occurred:

Race Category: STATE LEGISLATIVE		Race: STATE REPRESENTATIVE		
Candidate's	Hand Count Total	Machine Total	Absolute Difference	
LAMAR, CHRISTIAN - DIST 2	2	2	0	
WILMETH, JUSTIN - DIST 2	1	1	0	
SCHWIEBERT, JUDY - DIST 2	2	2	0	
GRESS, MATT - DIST 4	7	7	0	
SYMS, MARIA - DIST 4	6	6	0	
TERECH, LAURA - DIST 4	15	15	0	
TREADWELL, JENNIFER "JENN" - DIST 5	5	5	0	
LONGDON, JENNIFER - DIST 5	9	9	0	
SHAH, AMISH - DIST 5	11	11	0	
DARROW, CADEN - DIST 8	1	1	0	
LOUGHRIGE, BILL - DIST 8	1	1	0	
HERNANDEZ, MELODY - DIST 8	0	0	0	
SALMAN, ATHENA - DIST 8	0	0	0	
MENDOZA, MARY ANN - DIST 9	2	2	0	
PEARCE, KATHY - DIST 9	2	2	0	
AUSTIN, LORENA - DIST 9	1	1	0	
BLATTMAN, SETH - DIST 9	1	1	0	
HEAP, JUSTIN - DIST 10	8	8	0	
PARKER, BARBARA ROWLEY - DIST 10	7	7	0	
HUNTER, HELEN - DIST 10	1	1	0	
PENA M., TATIANA - DIST 11	0	0	0	
DE LOS SANTOS, OSCAR - DIST 11	0	0	0	
QUINONEZ, MARCELINO - DIST 11	0	0	0	
CHASTON, JAMES "JIM" - DIST 12	0	0	0	
ROE, TERRY - DIST 12	0	0	0	
CONTRERAS, PATRICIA "PATTY" - DIST 12	3	3	0	
TRAVERS, ANASTASIA "STACEY" - DIST 12	3	3	0	
HARRIS, LIZ - DIST 13	12	12	0	
WILLOUGHBY, JULIE - DIST 13	11	11	0	
PAWLIK, JENNIFER - DIST 13	12	12	0	
GRANTHAM, TRAVIS - DIST 14	0	0	0	
HENDRIX, LAURIN - DIST 14	1	1	0	
REESE, BRANDY - DIST 14	0	0	0	
HUDELSON, ROB - DIST 16	0	0	0	
MARTINEZ, TERESA - DIST 16	0	0	0	
SEAMAN, KEITH - DIST 16	0	0	0	
PENA, MICHELE - DIST 23	0	0	0	
LUGO, JESUS JR. - DIST 23	0	0	0	
SANDOVAL, MARIANA - DIST 23	0	0	0	
PAYNE, KEVIN - DIST 27	2	2	0	
TOMA, BEN - DIST 27	2	2	0	
KISSINGER, DON - DIST 27	4	4	0	
LIVINGSTON, DAVID - DIST 28	33	33	0	
PINGERELLI, BEVERLY - DIST 28	37	37	0	
HOLBROOK, STEPHANIE BLAIR - DIST 28	33	33	0	
MONTENEGRO, STEVE - DIST 29	6	6	0	
SMITH, AUSTIN - DIST 29	3	3	0	
PODEYN, SCOTT - DIST 29	4	4	0	
TOTAL	248	248	0	

Comments for why a discrepancy occurred:

Race Category: STATEWIDE BALLOT MEASURE		Race: PROPOSITION 129		
Candidate's	Hand Count Total	Machine Total	Absolute Difference	
PROP 129 - YES	101	101	0	
PROP 129 - NO	84	84	0	
TOTAL	185	185	0	

Comments for why a discrepancy occurred:

EARLY VOTING (EV) BALLOT AUDIT HAND COUNT REPORT - OPTICAL SCAN BALLOTS

EV Batch# **13** #per Batch: **200**

Date of Election: **November 8, 2022**

Race Category: FEDERAL CANDIDATE		Race: US REPRESENTATIVE		
Candidate's	Hand Count Total	Machine Total	Absolute Difference	
SCHWEIKERT, DAVID - DIST 1	26	26	0	
HODGE, JEVIN D. - DIST 1	41	41	0	
CRANE, ELI - DIST 2	0	0	0	
O'HALLERAN, TOM - DIST 2	0	0	0	
ZINK, JEFF NELSON - DIST 3	1	1	0	
GALLEGO, RUBEN - DIST 3	4	4	0	
COOPER, KELLY - DIST 4	11	11	0	
STANTON, GREG - DIST 4	30	30	0	
BIGGS, ANDY - DIST 5	33	33	0	
RAMOS, JAVIER GARCIA - DIST 5	20	20	0	
SMITH, CLINT WILLIAM - DIST 5	5	5	0	
POZZOLO, LUIS - DIST 7	0	0	0	
GRIJALVA, RAUL - DIST 7	1	1	0	
TOTAL	172	172	0	

Comments for why a discrepancy occurred:

Race Category: STATEWIDE CANDIDATE		Race: GOVERNOR		
Candidate's	Hand Count Total	Machine Total	Absolute Difference	
LAKE, KARI	85	85	0	
HOBBS, KATIE	107	107	0	
TOTAL	192	192	0	

Comments for why a discrepancy occurred:

Race Category: STATE LEGISLATIVE		Race: STATE REPRESENTATIVE		
Candidate's	Hand Count Total	Machine Total	Absolute Difference	
LAMAR, CHRISTIAN - DIST 2	2	2	0	
WILMETH, JUSTIN - DIST 2	3	3	0	
SCHWIEBERT, JUDY - DIST 2	3	3	0	
GRESS, MATT - DIST 4	18	18	0	
SYMS, MARIA - DIST 4	14	14	0	
TERECH, LAURA - DIST 4	22	22	0	
TREADWELL, JENNIFER "JENN" - DIST 5	3	3	0	
LONGDON, JENNIFER - DIST 5	7	7	0	
SHAH, AMISH - DIST 5	9	9	0	
DARROW, CADEN - DIST 8	2	2	0	
LOUGHRIGE, BILL - DIST 8	2	2	0	
HERNANDEZ, MELODY - DIST 8	6	6	0	
SALMAN, ATHENA - DIST 8	6	6	0	
MENDOZA, MARY ANN - DIST 9	2	2	0	
PEARCE, KATHY - DIST 9	1	1	0	
AUSTIN, LORENA - DIST 9	2	2	0	
BLATTMAN, SETH - DIST 9	2	2	0	
HEAP, JUSTIN - DIST 10	2	2	0	
PARKER, BARBARA ROWLEY - DIST 10	2	2	0	
HUNTER, HELEN - DIST 10	1	1	0	
PENA M., TATIANA - DIST 11	0	0	0	
DE LOS SANTOS, OSCAR - DIST 11	0	0	0	
QUINONEZ, MARCELINO - DIST 11	1	1	0	
CHASTON, JAMES "JIM" - DIST 12	8	8	0	
ROE, TERRY - DIST 12	6	6	0	
CONTRERAS, PATRICIA "PATTY" - DIST 12	20	20	0	
TRAVERS, ANASTASIA "STACEY" - DIST 12	18	18	0	
HARRIS, LIZ - DIST 13	34	34	0	
WILLOUGHBY, JULIE - DIST 13	34	34	0	
PAWLIK, JENNIFER - DIST 13	17	17	0	
GRANTHAM, TRAVIS - DIST 14	2	2	0	
HENDRIX, LAURIN - DIST 14	2	2	0	
REESE, BRANDY - DIST 14	3	3	0	
HUDELSON, ROB - DIST 16	0	0	0	
MARTINEZ, TERESA - DIST 16	0	0	0	
SEAMAN, KEITH - DIST 16	0	0	0	
PENA, MICHELE - DIST 23	0	0	0	
LUGO, JESUS JR. - DIST 23	0	0	0	
SANDOVAL, MARIANA - DIST 23	0	0	0	
PAYNE, KEVIN - DIST 27	0	0	0	
TOMA, BEN - DIST 27	0	0	0	
KISSINGER, DON - DIST 27	0	0	0	
LIVINGSTON, DAVID - DIST 28	7	7	0	
PINGERELLI, BEVERLY - DIST 28	6	6	0	
HOLBROOK, STEPHANIE BLAIR - DIST 28	4	4	0	
MONTENEGRO, STEVE - DIST 29	0	0	0	
SMITH, AUSTIN - DIST 29	0	0	0	
PODEYN, SCOTT - DIST 29	1	1	0	
TOTAL	272	272	0	

Comments for why a discrepancy occurred:

Race Category: STATEWIDE BALLOT MEASURE		Race: PROPOSITION 129		
Candidate's	Hand Count Total	Machine Total	Absolute Difference	
PROP 129 - YES	95	95	0	
PROP 129 - NO	90	90	0	
TOTAL	185	185	0	

Comments for why a discrepancy occurred:

1
2
3
4
5
6
7
8
9
10
11
12
13
14
15
16
17
18
19
20
21
22
23
24
25
26
27
28

VERIFICATION

Pursuant to A.R.S. § 16-673(B), I, Abraham Hamadeh, hereby verify that the allegations contained in the foregoing Statement of Election Contest are true and correct to the best of my knowledge.

Executed under penalty of perjury, this 22nd day of November, 2022.



Abraham Hamadeh

Exhibit 2

Exhibit 2

NOV 29 2022 11:20a.m.

SUPERIOR COURT OF ARIZONA
MARICOPA COUNTY

CV 2022-015455

11/29/2022

HONORABLE RANDALL H. WARNER

CLERK OF THE COURT
A. Meza
Deputy

ABRAHAM HAMADEH, et al.

TIMOTHY A LASOTA

v.

KRIS MAYES, et al.

DANIEL C BARR

COCHISE COUNTY BOARD OF
SUPERVISORS
NO ADDRESS ON RECORD
GREENLEE COUNTY BOARD OF
SUPERVISORS
NO ADDRESS ON RECORD
DAVID ANDREW GAONA
KIMBERLY HUNLEY
KORY A LANGHOFER
SAMBO DUL
CELESTE MARIE ROBERTSON
MARK D BYRNES
JEFFERSON R DALTON
CEPHAS A PERKINS
RYAN N DOOLEY
KAREN HARTMAN-TELLEZ
RYAN ESPLIN
JASON MOORE
DANIEL JURKOWITZ
CRAIG C CAMERON
COLLEEN CONNOR
WILLIAM J KEREKES
COURT ADMIN-CIVIL-ARB DESK
DOCKET CV TX
JUDGE WARNER

SUPERIOR COURT OF ARIZONA
MARICOPA COUNTY

CV 2022-015455

11/29/2022

MINUTE ENTRY

Under advisement are two motions to dismiss this election contest, and Plaintiffs' response. The Court concludes that this matter is premature under the election contest statute, and therefore dismisses it without prejudice to the filing of an election contest after the canvass and declaration of election results have occurred.

Plaintiff Hamadeh is the Republican Party candidate for Attorney General. He and the Republican National Committee filed this election contest on November 22, 2022, challenging the election of the Democratic Party candidate for Attorney General, Defendant Mayes.

Arizona law allows any elector of the State to file an election contest "of any person declared elected to a state office." A.R.S. § 16-672(A). The contest must be filed "within five days after completion of the canvass of the election and declaration of the result thereof by the secretary of state or by the governor." A.R.S. § 16-673(A). Under these statutes there can be no election contest until after the canvass and declaration of results because, until then, no one is "declared elected." It is undisputed that the canvass and declaration of results for the November 2022 election have not occurred.

Plaintiffs argue that the result of the election is now known, and the declaration of results is just a ministerial act. But an election contest is a statutory remedy, and the Court is required to follow the statutes' requirements.

Plaintiffs also argue that this lawsuit is, in addition to an election contest, a special action in the nature of mandamus. Special action relief, however, is available only where there is no adequate legal remedy. Here the election contest statute provides the remedy and process for challenging an election. *See Donaghey v. Attorney General*, 120 Ariz. 93, 95 (1978) (a mandamus action could not be brought when the "gravamen" of the complaint was that the election was improperly conducted).

For these reasons, Plaintiffs' lawsuit is premature. That does not mean Plaintiffs must wait to file suit until after a recount, which everyone agrees will be needed for this race. Rather, A.R.S. § 16-667 contemplates that an election contest might be filed despite a pending recount, and directs that "upon the initiation of such a contest, a proceeding begun under this article shall abate."

Based on this ruling, it is unnecessary to decide the remaining issues raised in the motions to dismiss.

SUPERIOR COURT OF ARIZONA
MARICOPA COUNTY

CV 2022-015455

11/29/2022

IT IS ORDERED granting Defendant Kris Mayes' Motion To Dismiss and Arizona Secretary Of State Katie Hobbs' Motion To Dismiss Statement Of Election Contest. This matter is dismissed without prejudice.



JUDGE OF THE SUPERIOR COURT

Exhibit 3

Exhibit 3



1
2 649 North Fourth Avenue, First Floor
3 Phoenix, Arizona 85003
4 (602) 382-4078
5 Kory Langhofer, Ariz. Bar No. 024722
6 kory@statecraftlaw.com
7 Thomas Basile, Ariz. Bar. No. 031150
8 tom@statecraftlaw.com

9 Timothy A La Sota, Ariz. Bar No. 020539
10 **TIMOTHY A. LA SOTA, PLC**
11 2198 East Camelback Road, Suite 305
12 Phoenix, Arizona 85016
13 (602) 515-2649
14 tim@timlasota.com

15 *Attorneys for Plaintiffs/Contestants*

16
17
18 **IN THE SUPERIOR COURT FOR THE STATE OF ARIZONA**
19 **IN AND FOR THE COUNTY OF MARICOPA**

20 ABRAHAM HAMADEH, *et al.*,
21
22 Plaintiffs/Contestants,

23 v.

24 KRIS MAYES,
25
26 Defendant/Contestee,

27 and

28 KATIE HOBBS, *et al.*,
Defendants.

No. CV2022-015455

**RESPONSE TO CONTESTEE'S
MOTION TO DISMISS**

(Assigned to the Hon. Randall Warner)

1 Fifth, the Statement of Contest pleads alternative claims for mandamus relief, *see*
2 Statement ¶¶ 66, 74, 80, 87, which are not governed by any particular accrual benchmark.

3 Finally, it bears noting that the Contestee’s argument on this score—particularly
4 when juxtaposed against her laches defenses—evokes a transparent “heads I win, tails you
5 lose” ploy. Because finality in elections is paramount to an orderly transfer of power,
6 election contests must be initiated, litigated and concluded with all deliberate speed. *See*
7 *Donaghey*, 120 Ariz. at 95. Plaintiffs who tarry risk discovering that their claims have
8 dissipated in the passage of time. *See Prutch v. Town of Quartzsite*, 231 Ariz. 431, 435, ¶¶
9 12–14 (App. 2013) (weighing laches defense to election contest). Unsurprisingly, the
10 Contestee maintains that no time is ever the right time to ensure meaningful judicial review
11 of the conduct of the 2022 general election. But to compel the Contestants’ claims to
12 languish for weeks pending the undisputedly ministerial and non-discretionary canvassing
13 processes—which already are in progress—would perversely penalize the Contestants for
14 acting promptly, undermine the expedited statutory timetables for bringing and resolving
15 election contests, and jeopardize a timely transfer of power in January.²

16 **B. The Question of the RNC’s Standing Is Superfluous**

17 The Contestee also argues that the Republican National Committee lacks standing to
18 pursue an election contest. *See Mot.* at 5. But when, as here, multiple plaintiffs seek non-
19 monetary relief, courts “consider only whether at least one named plaintiff satisfies the
20 standing requirements.” *Bates v. United Parcel Service, Inc.*, 511 F.3d 974, 985 (9th Cir.
21 2007). Because it is undisputed that Contestant Abraham Hamadeh has standing under
22 A.R.S. § 16-672(A), the question of the Republican National Committee’s standing is
23 superfluous. *See Poder in Action v. City of Phoenix*, 506 F. Supp. 3d 725, 728 (D. Ariz.
24 2020) (“[I]t is unnecessary to address the standing of each plaintiff in a multi-plaintiff case,
25 at least where all plaintiffs seek the same form of relief, so long as one of the plaintiffs has
26

27 ² Under the Contestee’s envisioned timetable, the election contest could not be
28 initiated until at least approximately mid-December, leaving barely two weeks prior to
Inauguration Day for a full adjudication of the contest, inclusive of appeals.

Exhibit 4

Exhibit 4

ARIZONA SUPERIOR COURT, SANTA CRUZ COUNTY

FILED

<p>STEVEN MCEWEN, chairman of the Santa Cruz County Republican Committee;</p> <p align="right">Plaintiff,</p> <p>VS.</p> <p>SUZANNE SAINZ, in her official capacity as SANTA CRUZ COUNTY RECORDER and ALMA SCHULTZ, in her official capacity as DIRECTOR of the SANTA CRUZ COUNTY ELECTIONS DEPARTMENT,</p> <p align="right">Defendants.</p>	<p>Case No. CV-22-163</p> <p align="center">MINUTE ENTRY ORDER</p> <p>Date: August 1, 2022</p>	<p align="center">22 AUG -8 AM 10: 53</p> <p align="center">JUAN PABLO GUZMAN CLERK OF THE SUPERIOR COURT SANTA CRUZ COUNTY</p>
--	--	---

EVENT: ORDER TO SHOW CAUSE
 START TIME: 2:00 p.m. END TIME: 3:11 p.m.
 COURTROOM: #5
 JAVS: [X]
 COURT INTERPRETER: N/A
 COURT REPORTER: N/A
 DEPUTY CLERK: Lisette Quijada
 PRESENT: Steven McEwen, Plaintiff

HON. VANESSA CARTWRIGHT

- Veronica Lucero Esq., Attorney for Plaintiff
- Jackie Parker Esq., Attorney for Plaintiff
- Christina Estes-Werther Esq., Attorney for Defendants
- Justin Pierce Esq., Attorney for Defendants
- Sambo Bo Dul Esq., Attorney for Amicus Curiae Arizona Secretary of State Katie Hobbs- appearing through ZOOM

The Court having set this matter for an Order to Show Cause in the above captioned matter; the Court called the case and the following proceedings were had:

Preliminary Matters are addressed and resolved on the record.

Veronica Lucero, Esq., avows to the Court as to the allegations filed in the Verified Complaint for a Special Action and Application to Show Cause Why Relief Should not be Granted.

Christina Estes-Werther Esq. argues the matter on the record.

Sambo Bo Dul Esq., states her position on the record.

Veronica Lucero, Esq. makes rebuttal arguments.

Veronica Lucero, Esq. advises the Court that there is a written declaration, that said declaration is in regard to the plaintiff's testimony; that if the Court decides that the space of the room is an issue, then she would like to present it as an offer of proof so that it can be on the record for appeal purposes.

The Court advises Ms. Lucero that she can collect said testimony now or present it as proof.

Justin Pierce, Esq. and Veronica Lucero, Esq. state on the record their position regarding the above-mentioned declaration. The Court states on the record that the Court's position is that if the Court were to determine that he has the right to be present in the room or to be involved in signature verification, the accommodations to allow him to do so would need to be made regardless of the size of the room, location, or whatever would require.

Veronica Lucero, Esq. states that if that as long as the ruling is based purely on the legal arguments and this factual issue isn't going to be a part of the decision, then we don't need to submit evidence.

The Court **FINDS** that it has jurisdiction and that Venue is proper. The plaintiff does have standing in this matter. The Court has reviewed the pleadings, the cited statutes, the cited case law, and the relevant portions of the 2019 Elections Procedure Manual, and listened carefully to the arguments presented in Court today, the Court does not find the legal authority to grant what is being requested by the Plaintiff in this case.

It is the Court's determination, that from listening to the arguments, and from the pleadings and statutes that essentially what is being asked from the Court is the connect the dot analysis, to pick and choose, and to piecemeal various sections of the different statutes, to go outside the plain meaning and plain reading of those statutes, to reach a conclusion that is not expressly provided for in the laws. It would essentially be the creation of a new law or a new procedure. This Court is not going to do that.

While pursuant to ARS 16-552(C), the County Chairperson for each political party may designate a party representative to act as an early ballot challenger, the laws under ARS 16-591 and 16-121.01 are very clear about the bases on which an early ballot challenge can be made and they do not include voter signature review or verification.

In contrary to the Plaintiff's arguments, the Court will not infer ARS 16-121.01(B)(1) or (B)(4), that the registrant is not the person whose name appears on the register or the making of the mark to mean that in order for the party representative to effectively challenge an early mail-in ballot on this basis, the party representative has the right to view the signatures on the affidavit to compare those to known signatures, or that it is the only way that a challenge can be made.

The Court **FINDS** that if it is what the legislature had intended, that is what would have been, or should have been stated. However, even if the Court was willing to make this leap on its own, this conclusion is further unsupported by the other statutes and the Elections Procedure Manual.

To include the very serious issue of voter signature confidentiality; ARS 16-168(F) prohibits disclosure of voter signatures except in limited circumstances, none of which apply to this case.

Again, if the legislature had intended for Party representatives to be able to personally view and compare the signatures on the early ballot affidavit with a known signature, there are many different places in the

statutes that they could have stated as such.

It could have been included in the signature verification mention of Section F, to include signature verification not just for petitions or candidate filings, but also early ballot verification. The Court does not believe that it should be a catch all provision for election purposes; it does not apply.

It could have been stated in ARS 16-550 (A). It clearly states on the receipt of the envelope containing the early ballot and the ballot affidavit, the county recorder or other officer in charge or elections shall compare the signatures. If they had intended for an early ballot challenge to be made, it could've been stated that the party representative is included. And, of course, it could have been expressly listed as a grounds for a challenge in ARS 16-121.01 (B), but it does not.

The Election Procedure Manual also does not support the Plaintiff's arguments in this case. The Court does not believe the communication between the County and the Plaintiff in this matter created a right that doesn't otherwise exist in the law.

Signature verification is a function and responsibility of the County Recorder's office and not the bases for an early ballot challenge.


Therefore , the requested relief is **DENIED**, to include the request for attorney's fees and costs.

Any other motions are moot.

This is a final and appealable order as of today's date.

The Court orders that a Minute Entry Order be prepared for the Court's signature.

There being no further issues pending before the Court at this time, the hearing is adjourned.



**JUDGE OF THE SUPERIOR COURT
HONORABLE VANESSA CARTWRIGHT**

Copies to:

AK
Veronica Lucero, Esq.
vlucero@davillierlawgroup.com
Attorney for Plaintiff

Christina Estes-Werther, Esq.
Christina@PierceColeman.com
Attorney for Defendants

Justin Pierce
Justin@PierceColeman.com
Attorney for Defendants

Sambo Bo Dul
bo@statesuniteddemocracy.org
Attorney for Amicus Curiae Arizona Secretary of State Katie Hobbs